

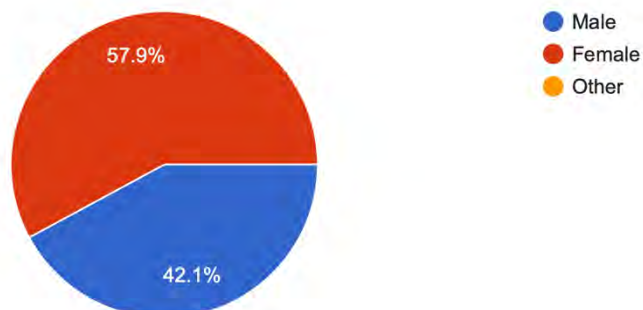
TURA GOVERNMENT COLLEGE, TURA.  
Students Feedback on Curriculum 2021-2022

PHYSICS DEPARTMENT

2<sup>nd</sup> Semester Honours

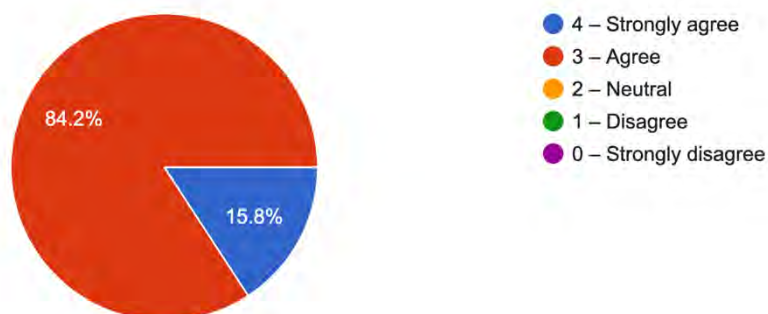
Gender

19 responses



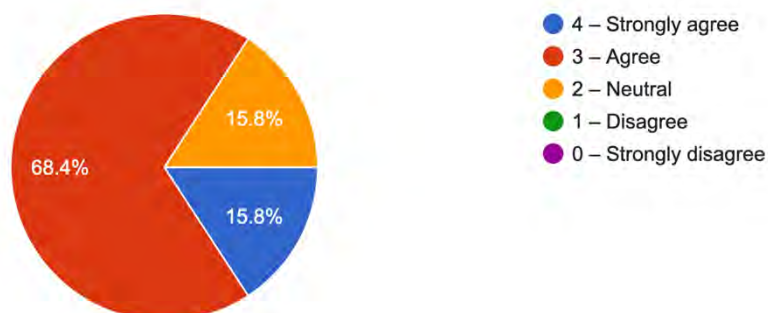
1. Curriculum delivery is well planned and effective

19 responses



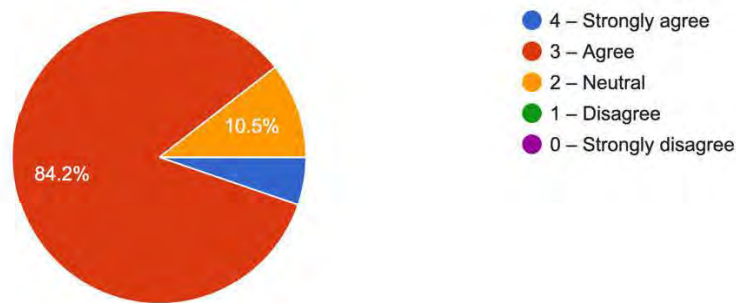
2. Current curriculum is need based

19 responses



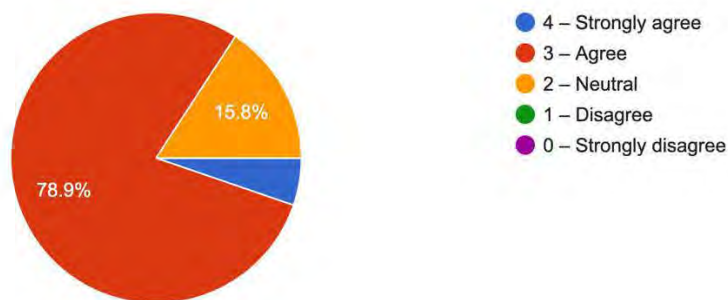
### 3. Curriculum is well updated

19 responses



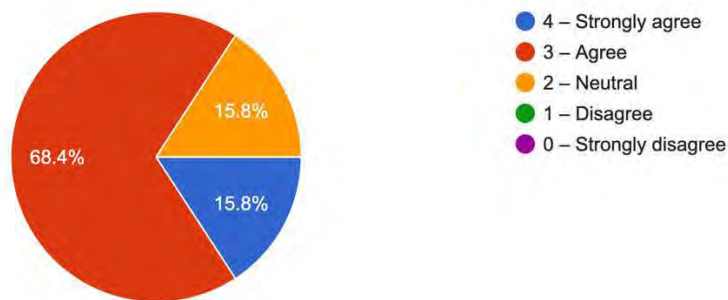
### 4. Programmes outcomes of the curriculum is well defined

19 responses



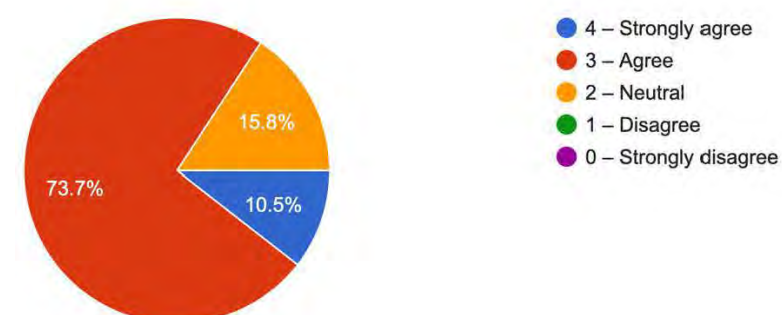
### 5. Curriculum is having a good academic flexibility

19 responses



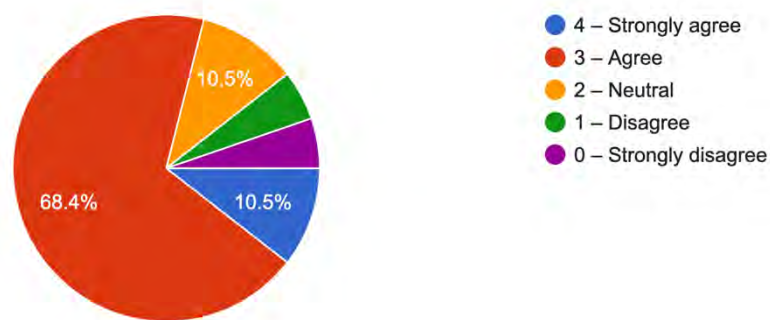
### 6. Curriculum delivery adheres to the academic calendar

19 responses



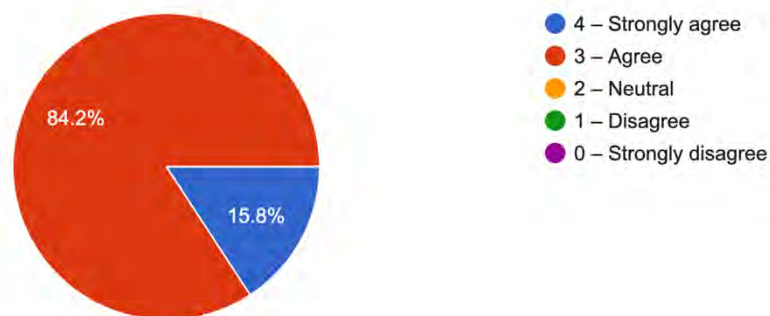
7. Curriculum includes practical/field trips/ study tours as activities

19 responses



8. Curriculum enhanced professional ethics, gender, human values and environmental awareness

19 responses



  
HOD,

Physics Department,  
Tura Government College, Tura.





Principal,  
Tura Government College, Tura

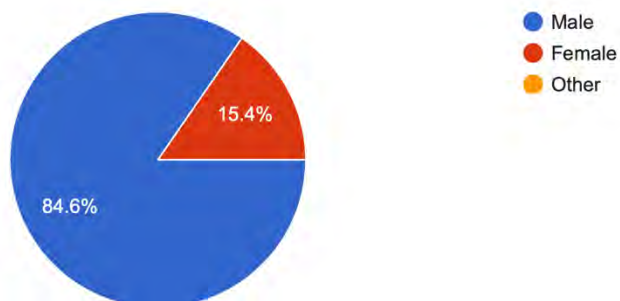
TURA GOVERNMENT COLLEGE, TURA.  
Students Feedback on Curriculum 2021-2022

PHYSICS DEPARTMENT

4th Semester Honours

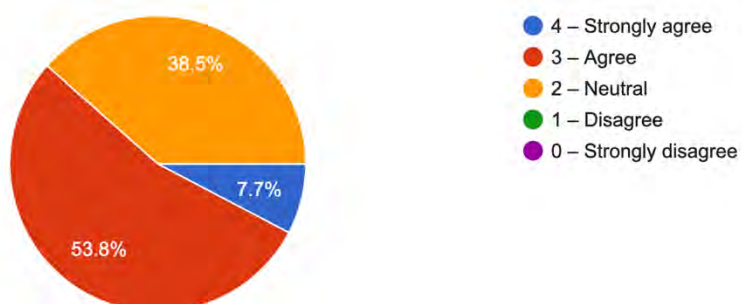
Gender

13 responses



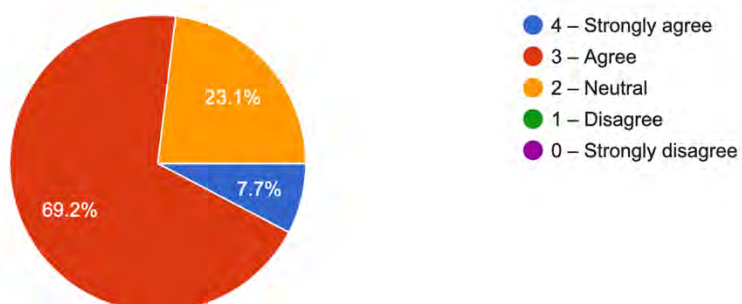
1. Curriculum delivery is well planned and effective

13 responses



2. Current curriculum is need based

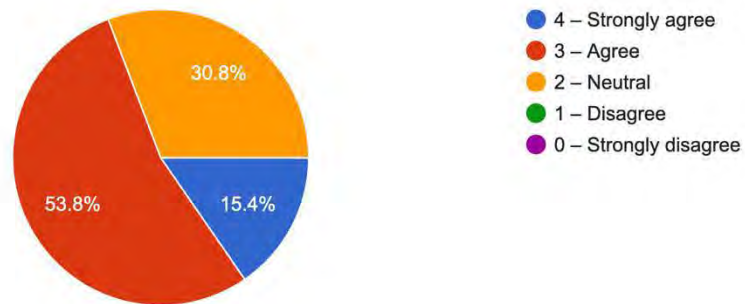
13 responses





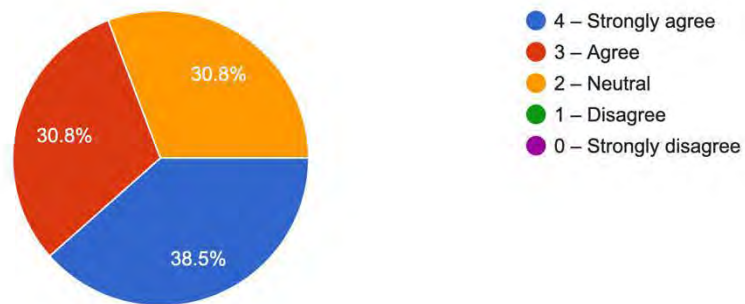
### 3. Curriculum is well updated

13 responses



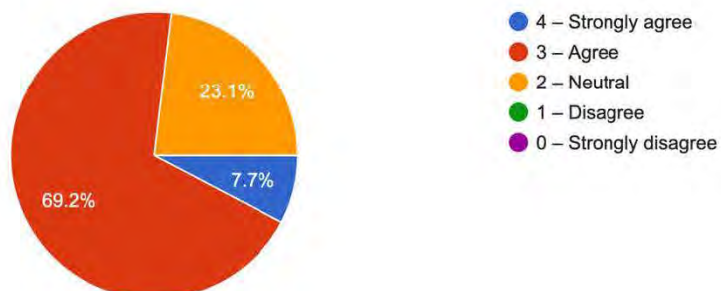
### 4. Programmes outcomes of the curriculum is well defined

13 responses



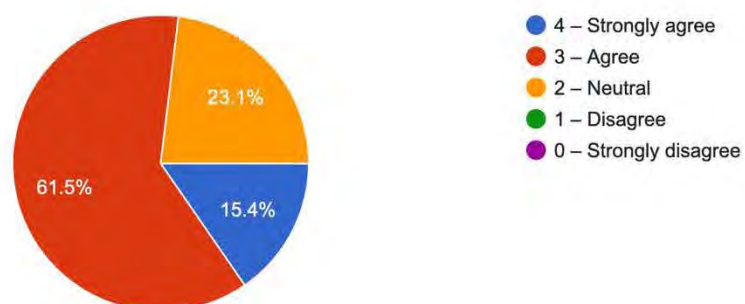
### 5. Curriculum is having a good academic flexibility

13 responses



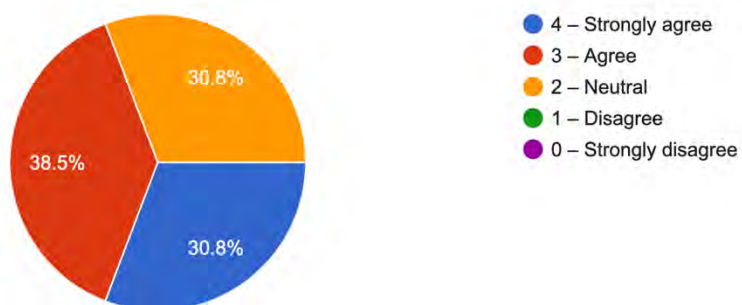
### 6. Curriculum delivery adheres to the academic calendar

13 responses



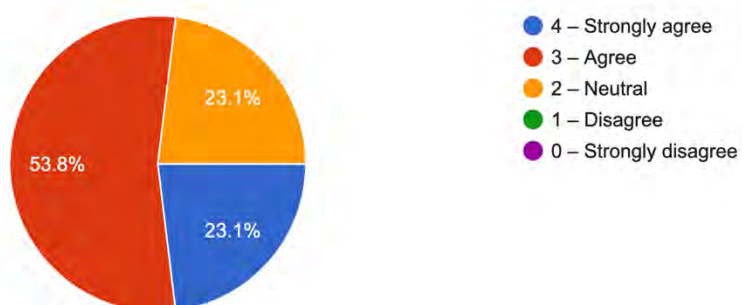
### 7. Curriculum includes practical/field trips/ study tours as activities

13 responses



### 8. Curriculum enhanced professional ethics, gender, human values and environmental awareness

13 responses



HOD,  
Physics Department,  
Tura Government College, Tura.



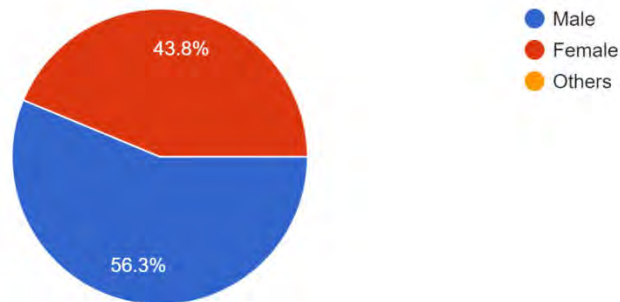
Principal,  
Tura Government College, Tura



**TURA GOVERNMENT COLLEGE, TURA.**  
**(Department of Commerce)**  
**I Semester B.com Feedback on Curriculum 2021-2022.**

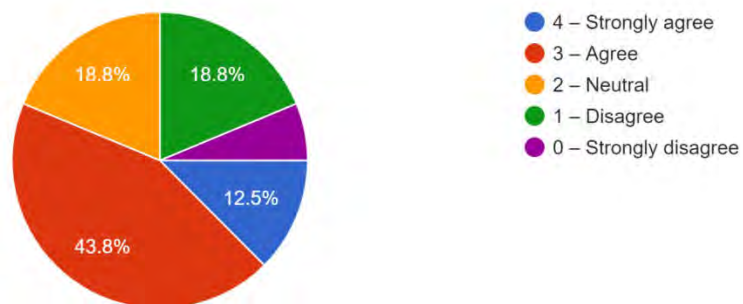
**Gender**

16 responses



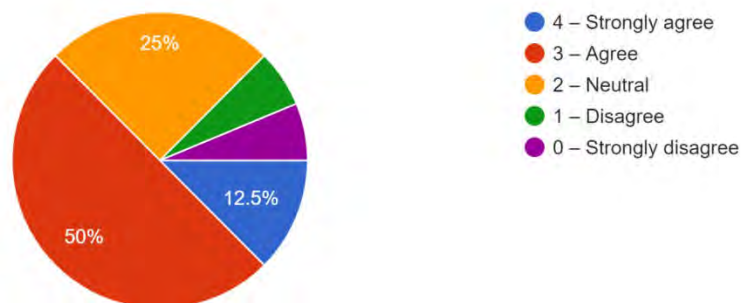
**1. Curriculum delivery is well planned and effective**

16 responses



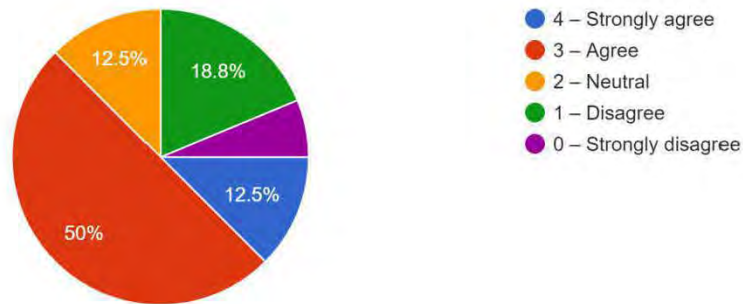
**2. Current curriculum is need based**

16 responses



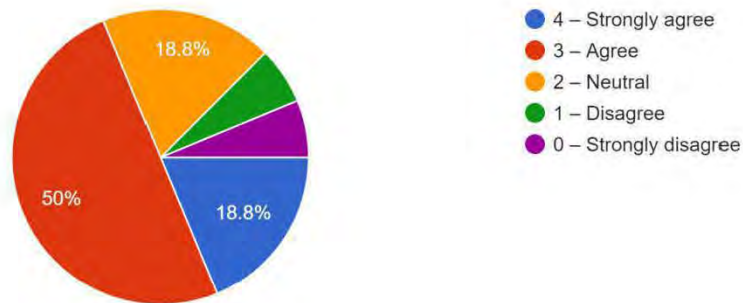
### 3. Curriculum is well updated

16 responses



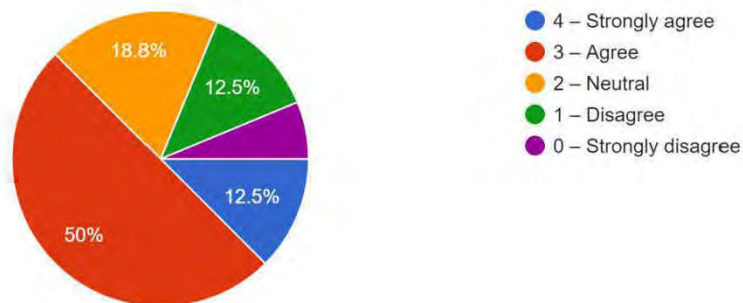
### 4. Programmes outcomes of the curriculum is well defined

16 responses



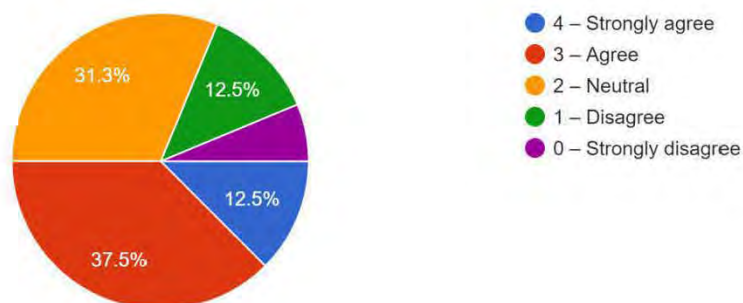
### 5. Curriculum is having a good academic flexibility

16 responses



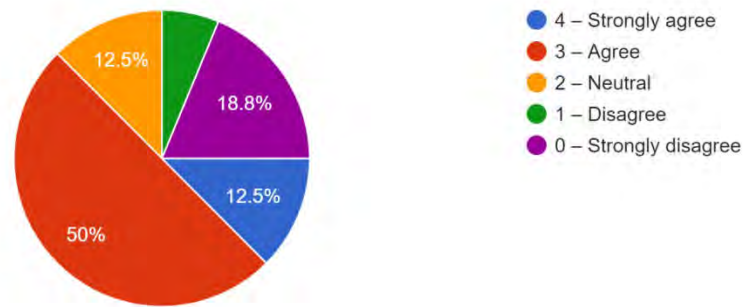
### 6. Curriculum delivery adheres to the academic calendar

16 responses



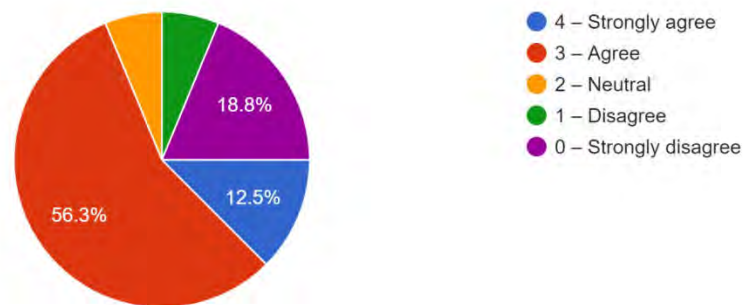
7. Curriculum includes practical/field trips/ study tours as activities

16 responses



8. Curriculum enhanced professional ethics, gender, human values and environmental awareness

16 responses



As per the data being collected, only 16 students out of 36 (44.44% respondents) for the session 2021-2022 has been responded to the feedback questionnaires via google form. The above pie-charts are self-explained scenarios regarding the feedback from the students. All of the responses are majority 'agree' to the questionnaires.

Head,  
Department of Commerce,  
Tura Government College.

Principal,  
Tura Govt. College, Tura.  
Principal,  
Tura Government College,  
Tura.

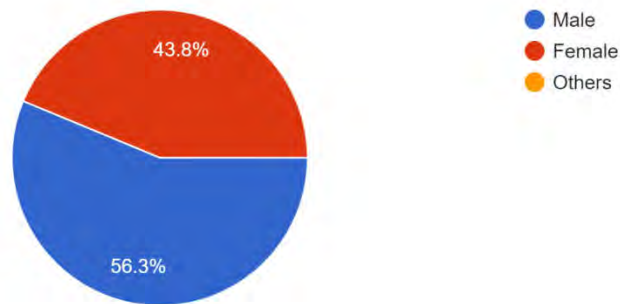




**TURA GOVERNMENT COLLEGE, TURA.**  
**(Department of Commerce)**  
**II Semester B.com Feedback on Curriculum 2021-2022.**

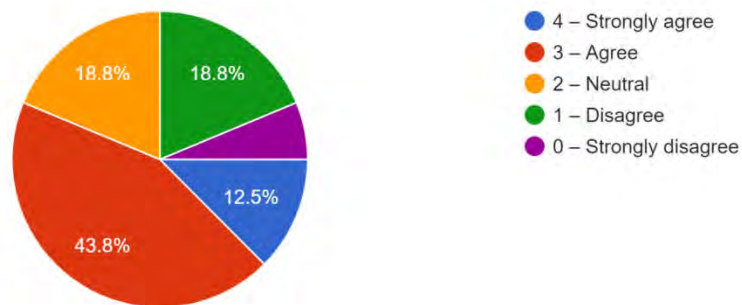
**Gender**

16 responses



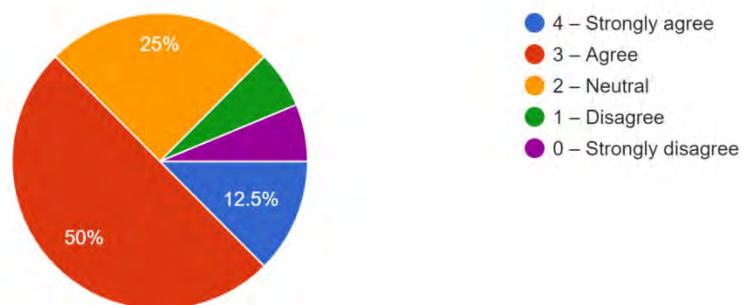
**1. Curriculum delivery is well planned and effective**

16 responses



**2. Current curriculum is need based**

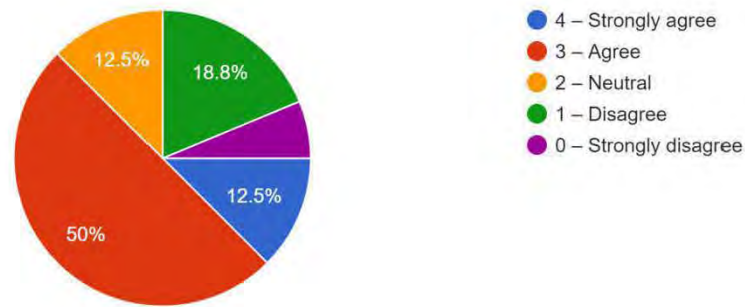
16 responses





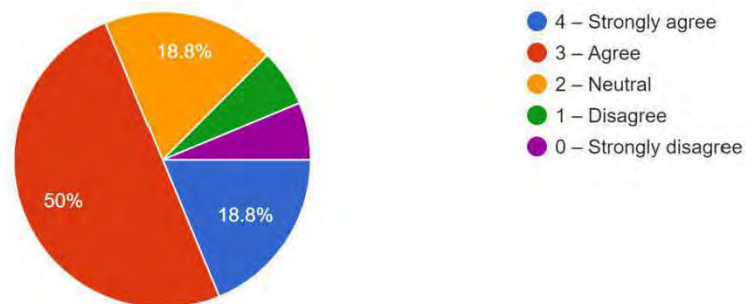
### 3. Curriculum is well updated

16 responses



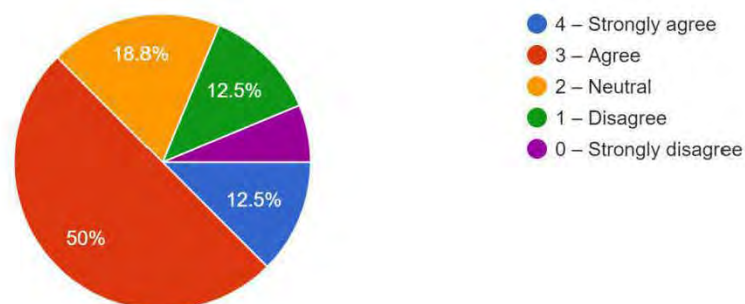
### 4. Programmes outcomes of the curriculum is well defined

16 responses



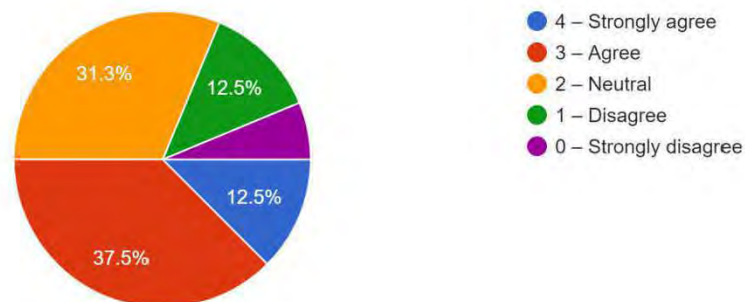
### 5. Curriculum is having a good academic flexibility

16 responses



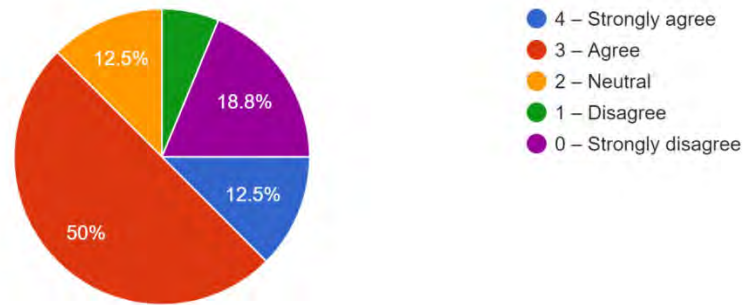
### 6. Curriculum delivery adheres to the academic calendar

16 responses



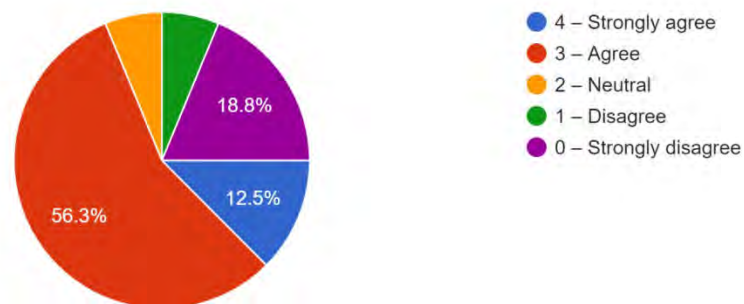
7. Curriculum includes practical/field trips/ study tours as activities

16 responses



8. Curriculum enhanced professional ethics, gender, human values and environmental awareness

16 responses



As per the data being collected, only 16 students out of 36 (44.44% respondents) for the session 2021-2022 has been responded to the feedback questionnaires via google form. The above pie-charts are self-explained scenarios regarding the feedback from the students. All of the responses are majority 'agree' to the questionnaires.

Head,  
Department of Commerce,  
Tura Government College.

Principal,  
Tura Govt. College, Tura.

Tura Government College,  
Tura.

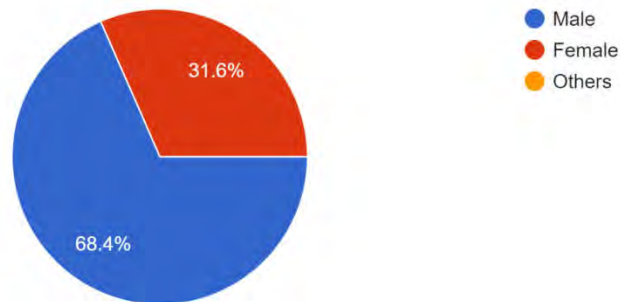




**TURA GOVERNMENT COLLEGE, TURA.**  
**(Department of Commerce)**  
**III Semester B.com Feedback on Curriculum 2021-2022.**

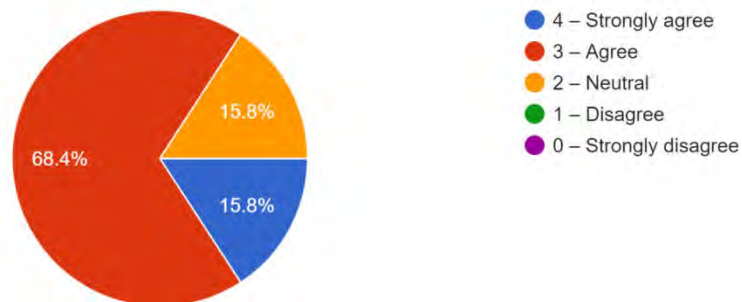
**Gender**

19 responses



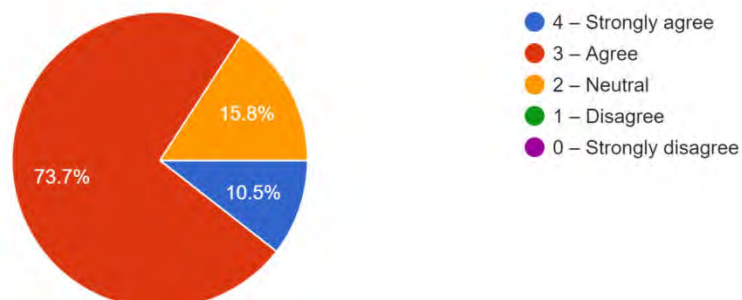
**1. Curriculum delivery is well planned and effective**

19 responses



**2. Current curriculum is need based**

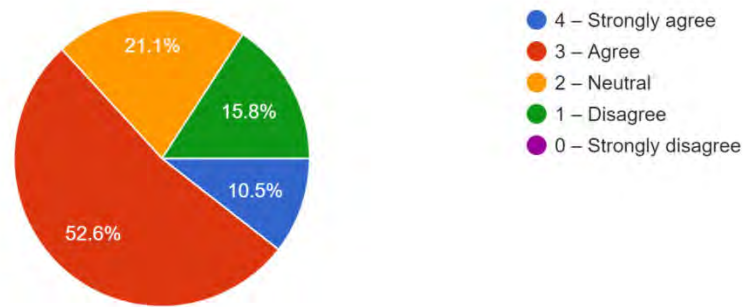
19 responses





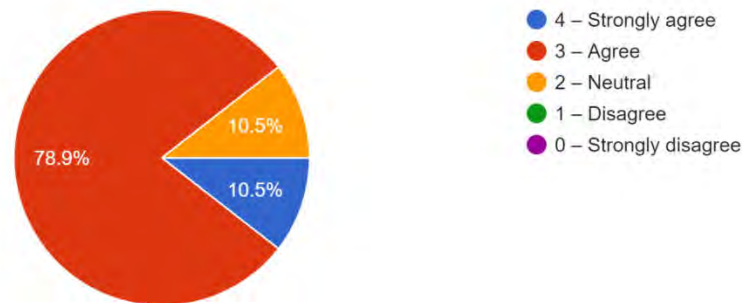
7. Curriculum includes practical/field trips/ study tours as activities

19 responses



8. Curriculum enhanced professional ethics, gender, human values and environmental awareness

19 responses



As per the data being collected, only 19 students out of 34 (55.88% respondents) for the session 2021-2022 has been responded to the feedback questionnaires via google form. The above pie-charts are self-explained scenarios regarding the feedback from the students. All of the responses are majority 'agree' to the questionnaires.

Head,  
Department of Commerce,  
Tura Government College.

  
Principal,  
Tura Govt. College, Tura.

Principal,  
Tura Government College,  
Tura.

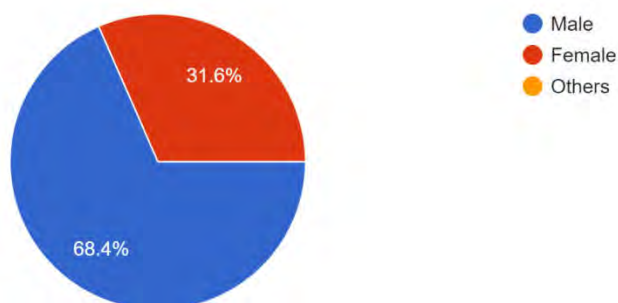




**TURA GOVERNMENT COLLEGE, TURA.**  
**(Department of Commerce)**  
**IV Semester B.com Feedback on Curriculum 2021-2022.**

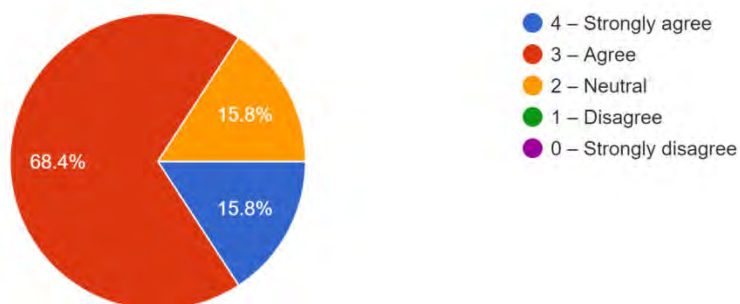
**Gender**

19 responses



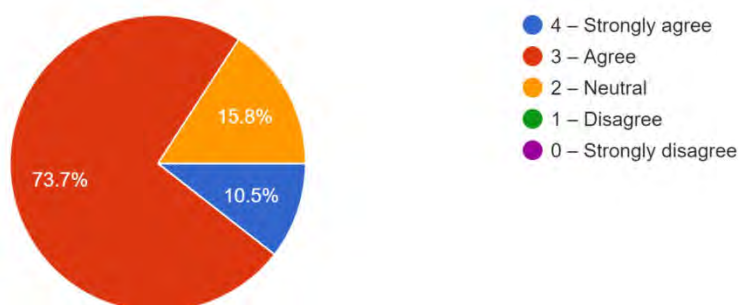
**1. Curriculum delivery is well planned and effective**

19 responses



**2. Current curriculum is need based**

19 responses

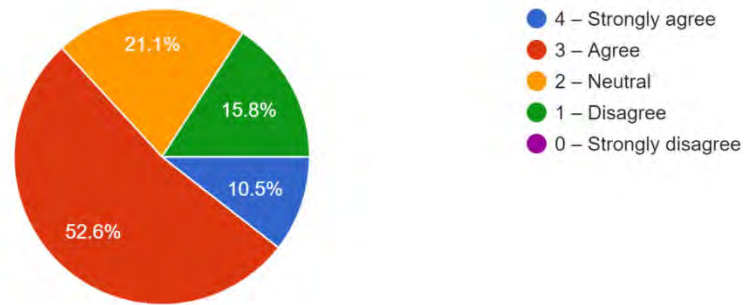






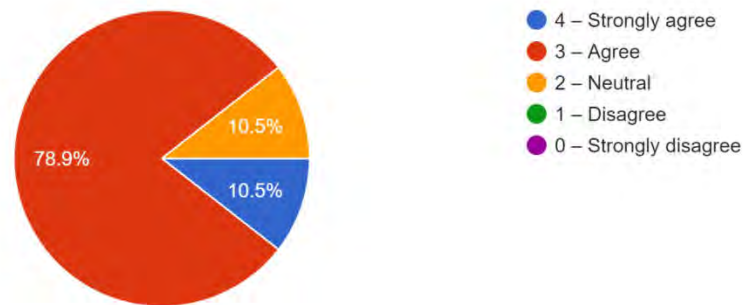
7. Curriculum includes practical/field trips/ study tours as activities

19 responses



8. Curriculum enhanced professional ethics, gender, human values and environmental awareness

19 responses



As per the data being collected, only 19 students out of 34 (55.88% respondents) for the session 2021-2022 has been responded to the feedback questionnaires via google form. The above pie-charts are self-explained scenarios regarding the feedback from the students. All of the responses are majority 'agree' to the questionnaires.

Head,  
Department of Commerce,  
Tura Government College.



Principal  
Tura Govt. College, Tura.

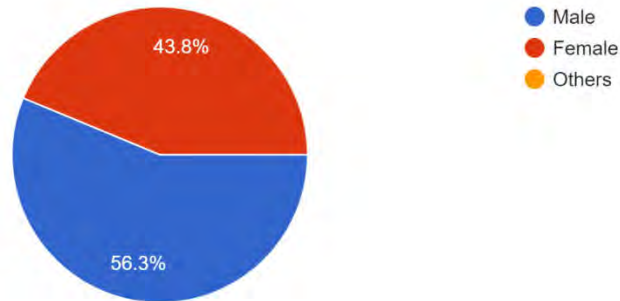
Principal,  
Tura Government College,  
Tura.



**TURA GOVERNMENT COLLEGE, TURA.**  
**(Department of Commerce)**  
**V Semester B.com Feedback on Curriculum 2021-2022.**

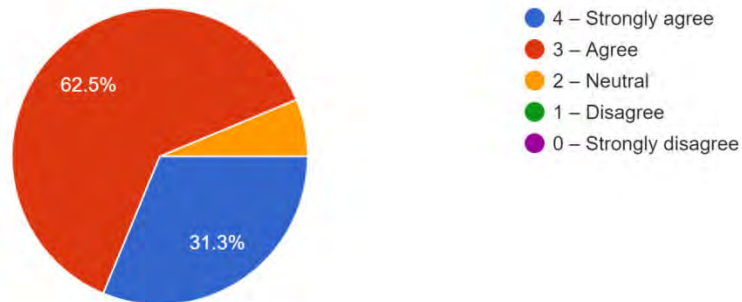
**Gender**

16 responses



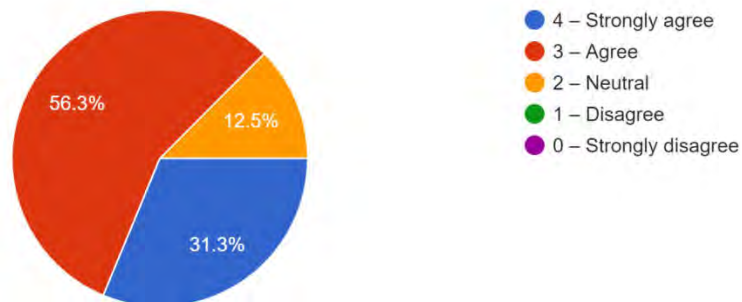
**1. Curriculum delivery is well planned and effective**

16 responses



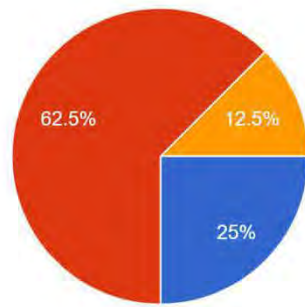
**2. Current curriculum is need based**

16 responses



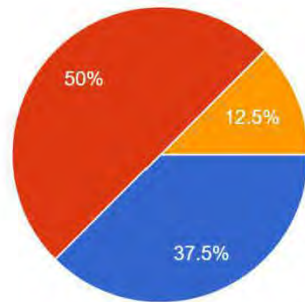
### 3. Curriculum is well updated

16 responses



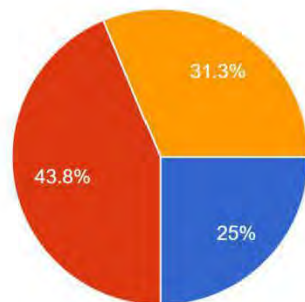
### 4. Programmes outcomes of the curriculum is well defined

16 responses



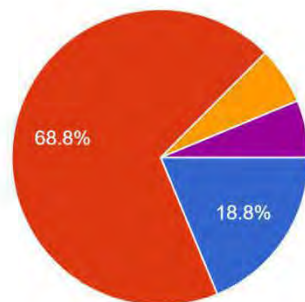
### 5. Curriculum is having a good academic flexibility

16 responses



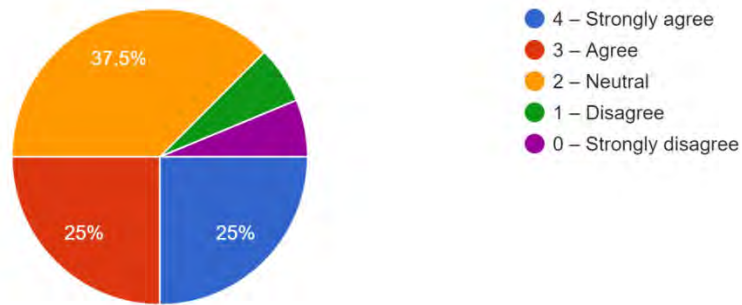
### 6. Curriculum delivery adheres to the academic calendar

16 responses



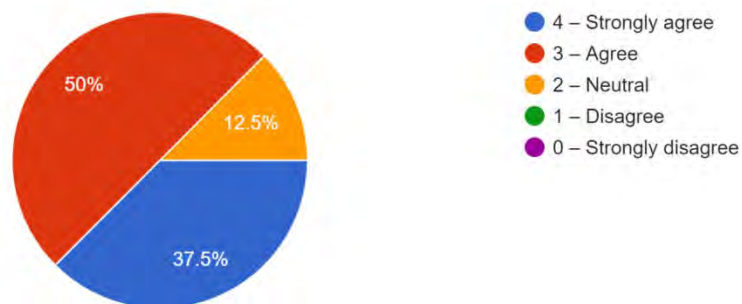
7. Curriculum includes practical/field trips/ study tours as activities

16 responses



8. Curriculum enhanced professional ethics, gender, human values and environmental awareness

16 responses



As per the data being collected, only 16 students out of 39 (41.03% respondents) for the session 2021-2022 has been responded to the feedback questionnaires via google form. The above pie-charts are self-explained scenarios regarding the feedback from the students. All of the responses are majority 'agree' to the questionnaires.

Head,  
Department of Commerce,  
Tura Government College.

  
Principal,  
Tura Govt. College, Tura.

Tura Government College,  
Tura.

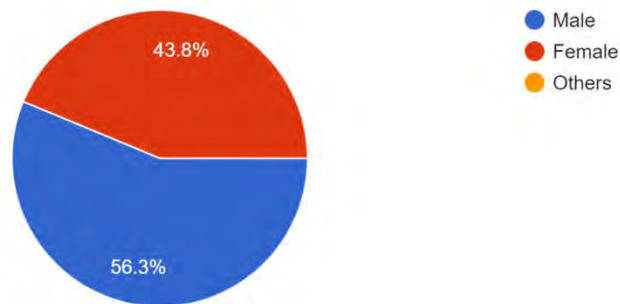




**TURA GOVERNMENT COLLEGE, TURA.**  
**(Department of Commerce)**  
**VI Semester B.com Feedback on Curriculum 2021-2022.**

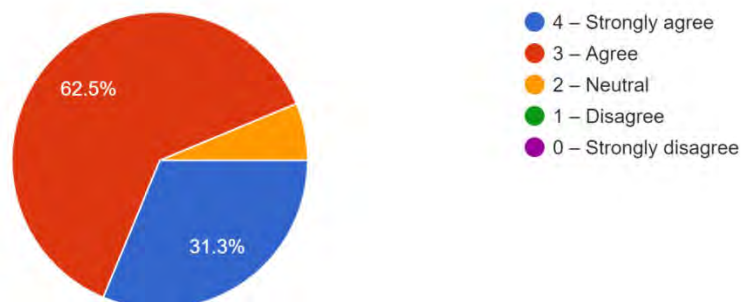
**Gender**

16 responses



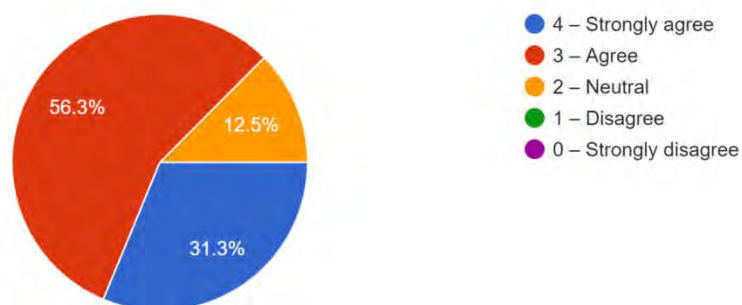
**1. Curriculum delivery is well planned and effective**

16 responses



**2. Current curriculum is need based**

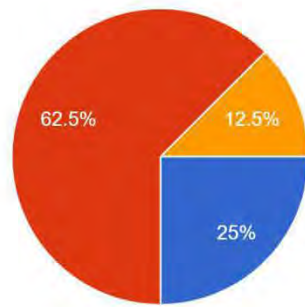
16 responses





### 3. Curriculum is well updated

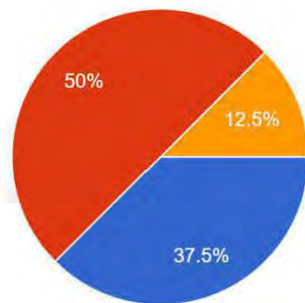
16 responses



- 4 – Strongly agree
- 3 – Agree
- 2 – Neutral
- 1 – Disagree
- 0 – Strongly disagree

### 4. Programmes outcomes of the curriculum is well defined

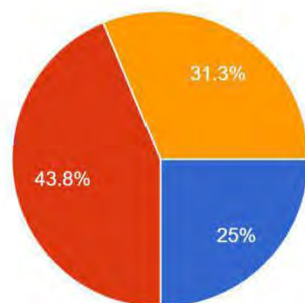
16 responses



- 4 – Strongly agree
- 3 – Agree
- 2 – Neutral
- 1 – Disagree
- 0 – Strongly disagree

### 5. Curriculum is having a good academic flexibility

16 responses

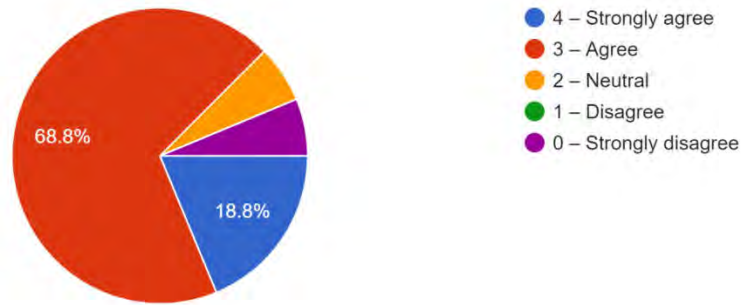


- 4 – Strongly agree
- 3 – Agree
- 2 – Neutral
- 1 – Disagree
- 0 – Strongly disagree



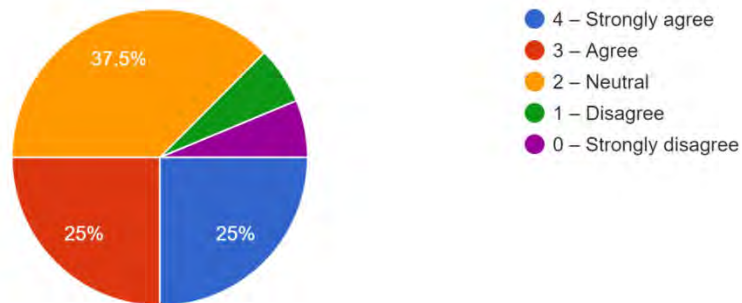
6. Curriculum delivery adheres to the academic calendar

16 responses



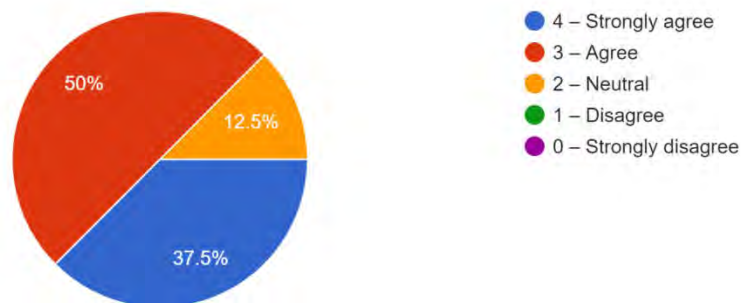
7. Curriculum includes practical/field trips/ study tours as activities

16 responses



8. Curriculum enhanced professional ethics, gender, human values and environmental awareness

16 responses



As per the data being collected, only 16 students out of 39 (41.03% respondents) for the session 2021-2022 has been responded to the feedback questionnaires via google form. The above pie-charts are self-explained scenarios regarding the feedback from the students. All of the responses are majority 'agree' to the questionnaires.

Head,  
Department of Commerce,  
Tura Government College.



Principal  
Tura Govt. College, Tura.

Principal,  
Tura Government College,  
Tura.

**Students Feedback on Curriculum 2021**  
**DEPARTMENT OF CHEMISTRY**  
**I-SEMESTER HONOURS**

1. Curriculum delivery is well planned and effective  
 12 responses



- 4 - Strongly agree
- 3 - Agree
- 2 - Neutral
- 1 - Disagree
- 0 - Strongly disagree

2. Current curriculum is need based  
 12 responses



- 4 - Strongly agree
- 3 - Agree
- 2 - Neutral
- 1 - Disagree
- 0 - Strongly disagree

3. Curriculum is well updated  
 12 responses



- 4 - Strongly agree
- 3 - Agree
- 2 - Neutral
- 1 - Disagree
- 0 - Strongly disagree

4. Programmes outcomes of the curriculum is well defined  
12 responses



- 4 – Strongly agree
- 3 – Agree
- 2 – Neutral
- 1 – Disagree
- 0 – Strongly disagree

5. Curriculum is having a good academic flexibility  
12 responses



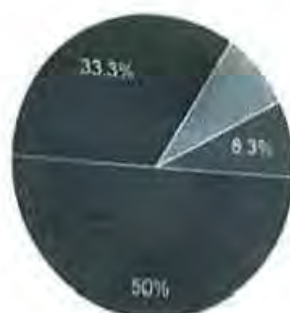
- 4 – Strongly agree
- 3 – Agree
- 2 – Neutral
- 1 – Disagree
- 0 – Strongly disagree

6. Curriculum delivery adheres to the academic calendar  
12 responses



- 4 – Strongly agree
- 3 – Agree
- 2 – Neutral
- 1 – Disagree
- 0 – Strongly disagree

7. Curriculum includes practical/field trips/ study tours as activities  
12 responses



- 4 - Strongly agree
- 3 - Agree
- 2 - Neutral
- 1 - Disagree
- 0 - Strongly disagree

8. Curriculum enhanced professional ethics, gender, human values and environmental awareness  
12 responses



- 4 - Strongly agree
- 3 - Agree
- 2 - Neutral
- 1 - Disagree
- 0 - Strongly disagree

**Summary:**

The survey on curriculum feedback of I semester students, it was found that a large percentage of the students say that the curriculum is well planned, updated, need based that included practical & experimental learning; it also provided awareness on environmental issue/solution and also the programmes outcome in it are well defined in the current curriculum.



*[Signature]*  
Principal

Tura Govt. College, Tura

*[Signature]*  
HOD

Department of Chemistry  
Tura Govt. College, Tura



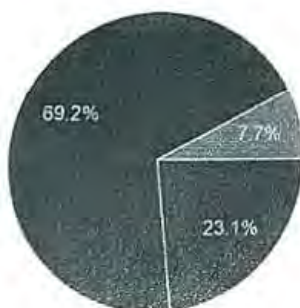
**Students Feedback on Curriculum 2021**  
**DEPARTMENT OF CHEMISTRY**  
**III-SEMESTER HONOURS**

**1. Curriculum delivery is well planned and effective**  
 13 responses



- 4 - Strongly agree
- 3 - Agree
- 2 - Neutral
- 1 - Disagree
- 0 - Strongly disagree

**2. Current curriculum is need based**  
 13 responses



- 4 - Strongly agree
- 3 - Agree
- 2 - Neutral
- 1 - Disagree
- 0 - Strongly disagree

**3. Curriculum is well updated**  
 13 responses



- 4 - Strongly agree
- 3 - Agree
- 2 - Neutral
- 1 - Disagree
- 0 - Strongly disagree

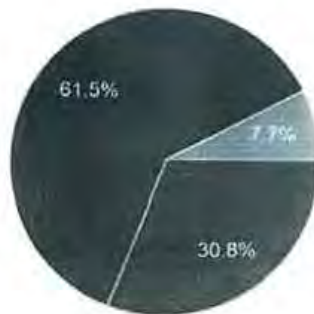


4. Programmes outcomes of the curriculum is well defined  
13 responses



- 4 - Strongly agree
- 3 - Agree
- 2 - Neutral
- 1 - Disagree
- 0 - Strongly disagree

5. Curriculum is having a good academic flexibility  
13 responses



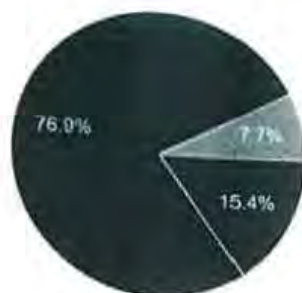
- 4 - Strongly agree
- 3 - Agree
- 2 - Neutral
- 1 - Disagree
- 0 - Strongly disagree

6. Curriculum delivery adheres to the academic calendar  
13 responses



- 4 - Strongly agree
- 3 - Agree
- 2 - Neutral
- 1 - Disagree
- 0 - Strongly disagree

7. Curriculum includes practical/field trips/ study tours as activities  
13 responses



- 4 - Strongly agree
- 3 - Agree
- 2 - Neutral
- 1 - Disagree
- 0 - Strongly disagree

8. Curriculum enhanced professional ethics, gender, human values and environmental awareness  
13 responses




- 4 - Strongly agree
- 3 - Agree
- 2 - Neutral
- 1 - Disagree
- 0 - Strongly disagree

#### Summary:

The survey on curriculum feedback of III semester students, it was found that a large percentage of the students say that the curriculum is well planned, updated, need based that included practical & experimental learning; it also provided awareness on environmental issue/solution and also the programmes outcome in it are well defined in the current curriculum.

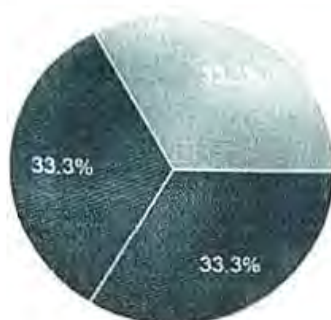


  
Principal  
Tura Govt. College, Tura

  
HOD  
Department of Chemistry  
Tura Govt. College, Tura

**Students Feedback on Curriculum 2021**  
**DEPARTMENT OF CHEMISTRY**  
**V-SEMESTER HONOURS**

1. Curriculum delivery is well planned and effective  
 6 responses



- 4 - Strongly agree
- 3 - Agree
- 2 - Neutral
- 1 - Disagree
- 0 - Strongly disagree

2. Current curriculum is need based  
 6 responses



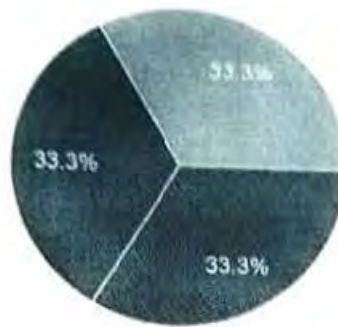
- 4 - Strongly agree
- 3 - Agree
- 2 - Neutral
- 1 - Disagree
- 0 - Strongly disagree

3. Curriculum is well updated  
 6 responses




- 4 - Strongly agree
- 3 - Agree
- 2 - Neutral
- 1 - Disagree
- 0 - Strongly disagree

4. Programmes outcomes of the curriculum is well defined  
6 responses



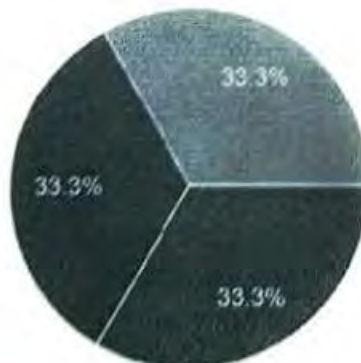
- 4 - Strongly agree
- 3 - Agree
- 2 - Neutral
- 1 - Disagree
- 0 - Strongly disagree

5. Curriculum is having a good academic flexibility  
6 responses



- 4 - Strongly agree
- 3 - Agree
- 2 - Neutral
- 1 - Disagree
- 0 - Strongly disagree

6. Curriculum delivery adheres to the academic calendar  
6 responses



- 4 - Strongly agree
- 3 - Agree
- 2 - Neutral
- 1 - Disagree
- 0 - Strongly disagree



7. Curriculum includes practical/field trips/ study tours as activities

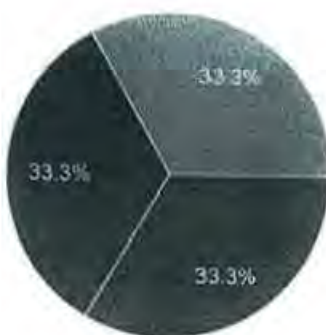
6 responses



- 4 - Strongly agree
- 3 - Agree
- 2 - Neutral
- 1 - Disagree
- 0 - Strongly disagree

8. Curriculum enhanced professional ethics, gender, human values and environmental awareness

6 responses




- 4 - Strongly agree
- 3 - Agree
- 2 - Neutral
- 1 - Disagree
- 0 - Strongly disagree

**Summary:**

The survey on curriculum feedback of V semester students, it was found that a large percentage of the students say that the curriculum is well planned, updated, need based that included practical & experimental learning; it also provided awareness on environmental issue/solution and also the programmes outcome in it are well defined in the current curriculum.

  
Principal  
Tura Govt. College, Tura



  
HOD  
Department of Chemistry  
Tura Govt. College, Tura

A2120034

26


A2119985

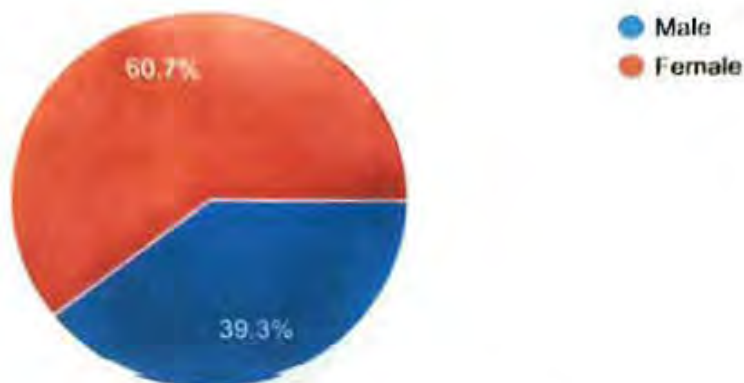
31

# ENGLISH DEPARTMENT

## Gender

28 responses

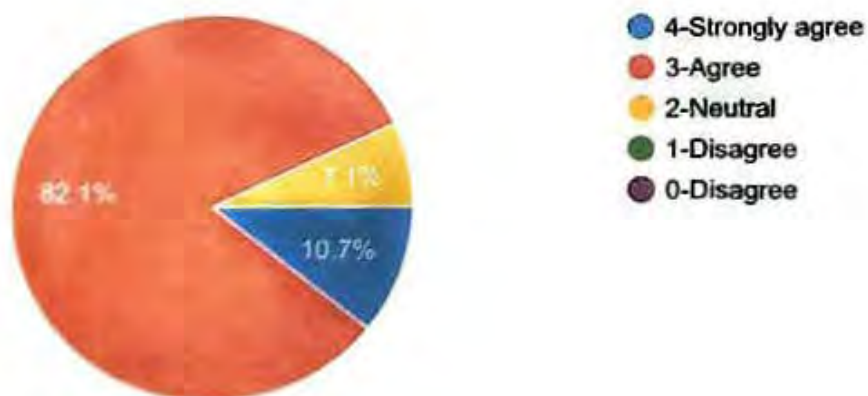
 Copy



## 1. Curriculum delivery is well planned and effective

28 responses

 Copy





**2. Current Curriculum is need based**

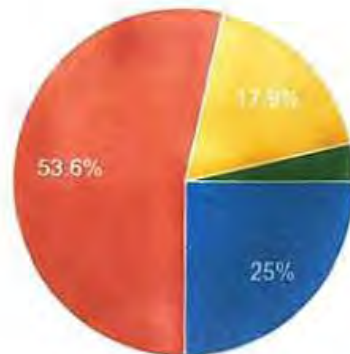
28 responses

 Copy

- 4-Strongly agree
- 3-Agree
- 2-Neutral
- 1-Disagree
- 0-Disagree

**3. Curriculum is well updated**

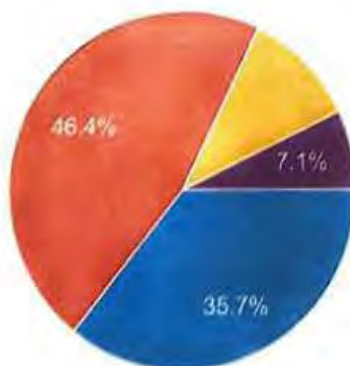
28 responses

 Copy

- 4-Strongly agree
- 3-Agree
- 2-Neutral
- 1-Disagree
- 0-Disagree

**4. Programme outcomes of the curriculum is well defined**

28 responses

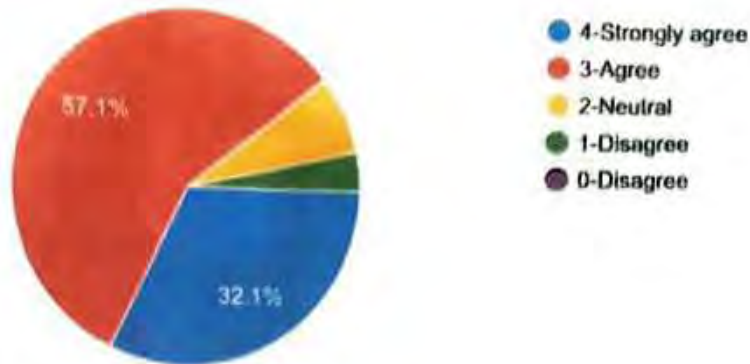
 Copy

- 4-Strongly agree
- 3-Agree
- 2-Neutral
- 1-Disagree
- 0-Disagree

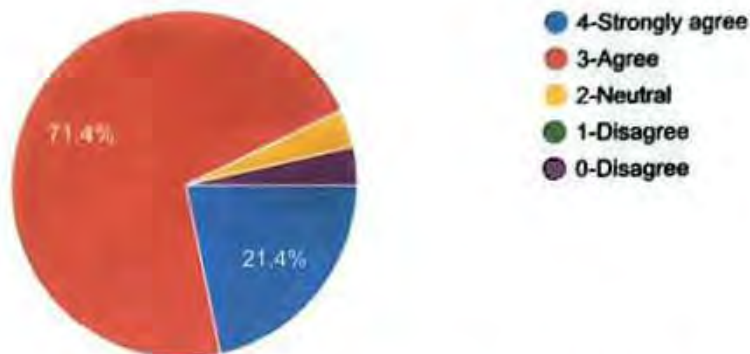


**5. Curriculum is having a good academic flexibility**

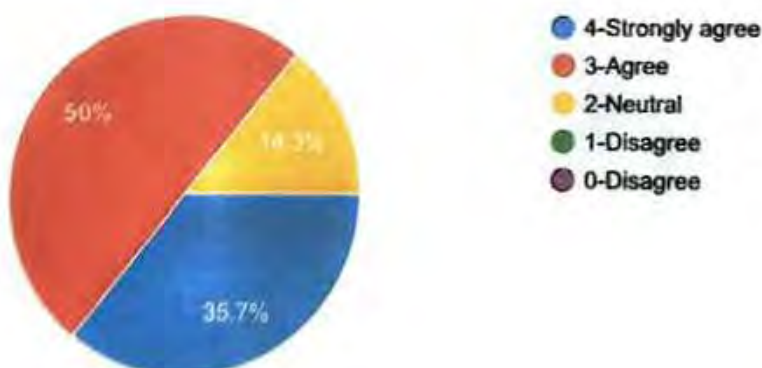
28 responses

 Copy**6. Curriculum delivery adheres to the academic calendar**


28 responses

 Copy**7. Curriculum includes practical/field trips/ study tours as activities**

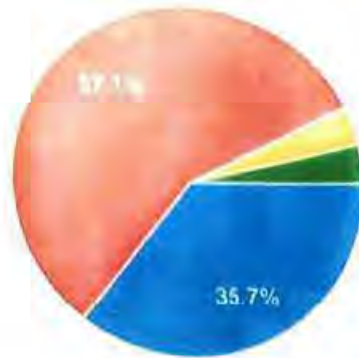
28 responses

 Copy

## 8. Curriculum enhanced professional ethics, gender, human values and environmental awareness

 Copy

28 responses



- 4-Strongly agree
- 3-Agree
- 2-Neutral
- 1-Disagree
- 0-Disagree




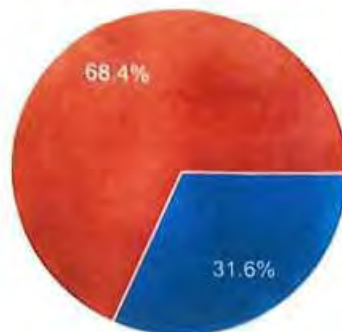
This content is neither created nor endorsed by Google. [Report Abuse](#) - [Terms of Service](#) - [Privacy Policy](#).

Google Forms

  
Principal  
Tura Govt. College, Tura.

**Gender**


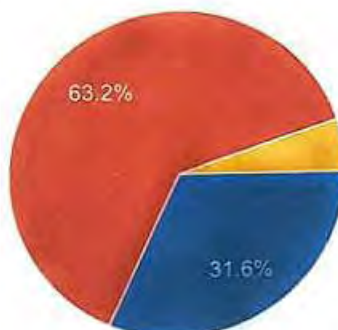
19 responses

**ENGLISH DEPARTMENT** Copy

Male  
Female

**1. Curriculum delivery is well planned and effective**

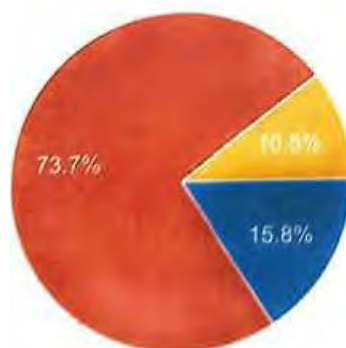
19 responses

 Copy

4-Strongly agree  
3-Agree  
2-Neutral  
1-Disagree  
0-Strongly disagree

**2. Current Curriculum is need based**


19 responses

 Copy

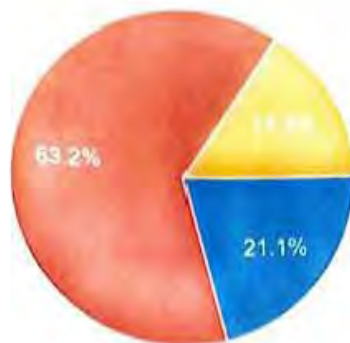
4-Strongly agree  
3-Agree  
2-Neutral  
1-Disagree  
0-Strongly disagree





**3. Curriculum is well updated** Copy

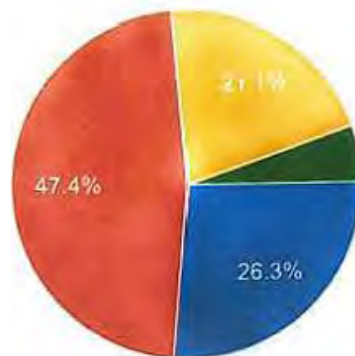
19 responses



- 4-Strongly agree
- 3-Agree
- 2-Neutral
- 1-Disagree
- 0-Strongly disagree

**4. Programme outcomes of the curriculum is well defined** Copy

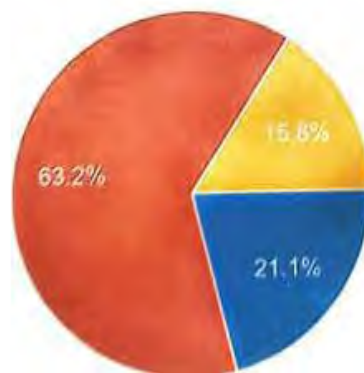
19 responses



- 4-Strongly agree
- 3-Agree
- 2-Neutral
- 1-Disagree
- 0-Strongly disagree

**5. Curriculum is having a good academic flexibility** Copy

19 responses



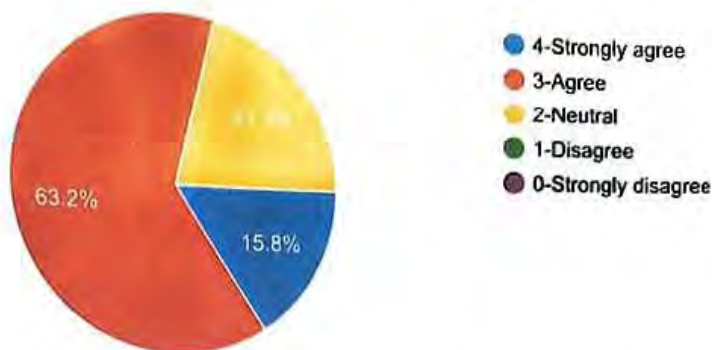
- 4-Strongly agree
- 3-Agree
- 2-Neutral
- 1-Disagree
- 0-Strongly disagree



## 6. Curriculum delivery adheres to the academic calendar

19 responses

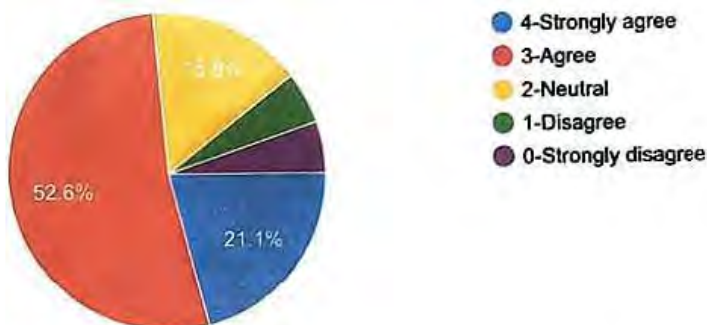
Copy



## 7. Curriculum includes practical/field trips/ study tours as activities

19 responses

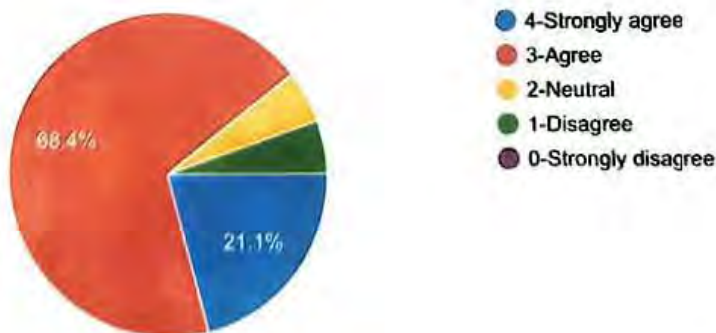
Copy



## 8. Curriculum enhanced professional ethics, gender, human values and environmental awareness

19 responses

Copy



This content is neither created nor endorsed by Google. [Report Abuse](#) - [Terms of Service](#) - [Privacy Policy](#)

Google Forms

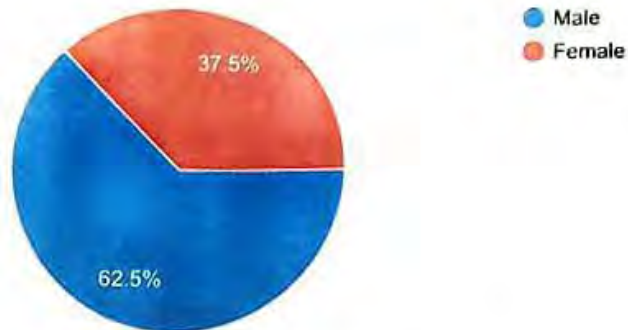
*[Signature]*

Principal




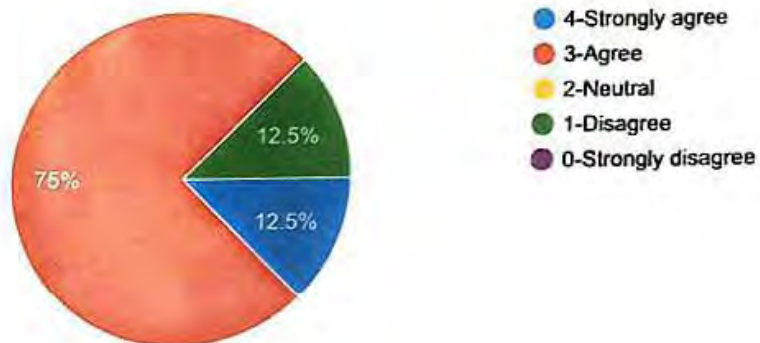
Gender  
8 responses

# ENGLISH DEPARTMENT

 Copy

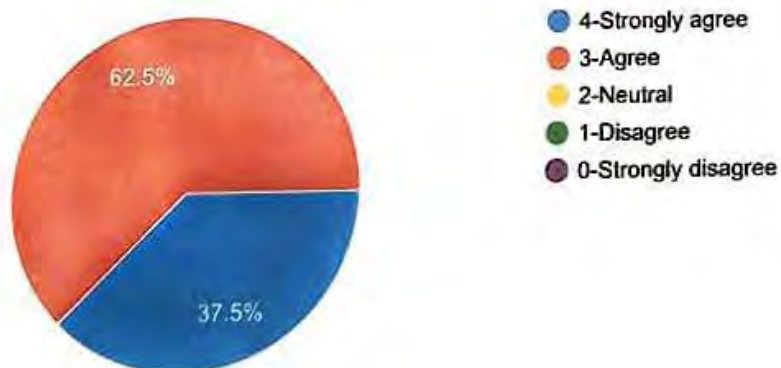
1. Curriculum delivery is well planned and effective

8 responses

 Copy

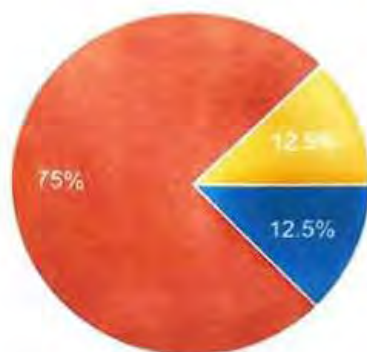
2. Current Curriculum is need based

8 responses

 Copy

### 3. Curriculum is well updated

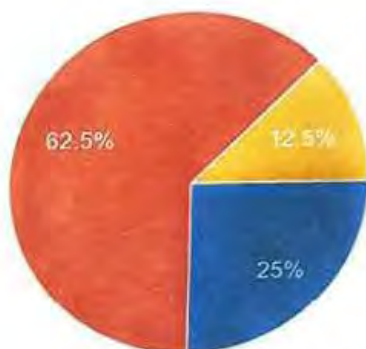
8 responses

 Copy

- 4-Strongly agree
- 3-Agree
- 2-Neutral
- 1-Disagree
- 0-Strongly disagree

### 4. Programme outcomes of the curriculum is well defined

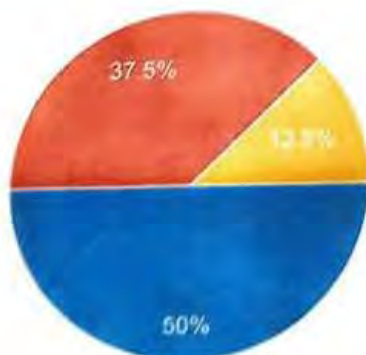
8 responses

 Copy

- 4-Strongly agree
- 3-Agree
- 2-Neutral
- 1-Disagree
- 0-Strongly disagree

### 5. Curriculum is having a good academic flexibility

8 responses

 Copy

- 4-Strongly agree
- 3-Agree
- 2-Neutral
- 1-Disagree
- 0-Strongly disagree



## 6. Curriculum delivery adheres to the academic calendar


 Copy

8 responses

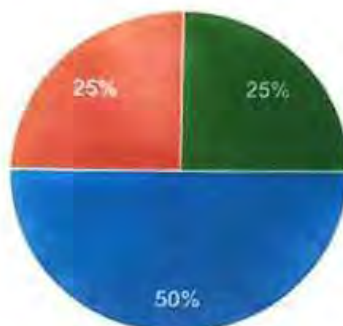


- 4-Strongly agree
- 3-Agree
- 2-Neutral
- 1-Disagree
- 0-Strongly disagree

## 7. Curriculum includes practical/field trips/ study tours as activities

 Copy

8 responses

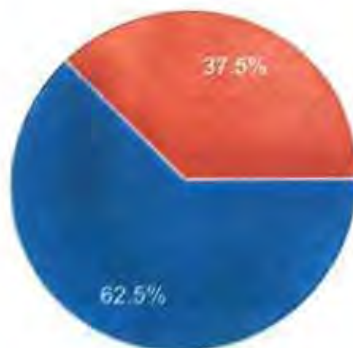


- 4-Strongly agree
- 3-Agree
- 2-Neutral
- 1-Disagree
- 0-Strongly disagree

## 8. Curriculum enhanced professional ethics, gender, human values and environmental awareness

 Copy

8 responses




- 4-Strongly agree
- 3-Agree
- 2-Neutral
- 1-Disagree
- 0-Strongly disagree

This content is neither created nor endorsed by Google. [Report Abuse](#) - [Terms of Service](#) - [Privacy Policy](#)

Google Forms



  
Principal  
Tura Govt. College, Tura.



**NAAC**  
**CRITERIA-1**  
**Survey on curriculum Feedback**  
**(Department of Education)**  
**V Semester-2021 -22**  
**No. of respondents: 28**



**Introduction:** Survey on Curriculum feedback was done for the student of V<sup>th</sup> Semester Education Honours. Questionnaires were being sent in the Google form to the students. Link was provided to them in which the responses were submitted. All the 28 (twenty eight) students have responded to the questionnaires. According to their responses the data has been analysed and interpreted.

**ANALYSIS AND INTERPRETATION OF DATA:**

**TABLE 1.01: Showing the percentage of student regarding curriculum planned and effectiveness.**

| 1. Curriculum is well planned and effective. |       |                 |       |
|--|-------|-----------------|-------|
| Variable                                     | Grade | No. of Response | %     |
| Strongly agree                               | 4     | 7               | 25%   |
| Agree  | 3     | 14              | 50%   |
| Neutral                                      | 2     | 2               | 7.1%  |
| Disagree                                     | 1     | 5               | 17.9% |
| Strongly disagree                            | 0     | 0               | 0     |

The above table shows that 50% of the students agreed that the curriculum is well planned and effective whereas 25% of the students have strongly agreed. It is also noticed that 17.9% of the students disagree and 7.1% are neutral in their opinion. However there are no students who strongly disagree that curriculum is not well planned and ineffective.

Therefore, it may be noticed that majority of the students felt that curriculum given to them is well planned and has benefitted from it and so found to be effective. Though some students disagreed, the reason maybe they are not able to understand its purpose or are not able to apply in their daily situation.

**Fig. 1.02: Pie chart representation of the responses of the students to Statement. No. 1.**





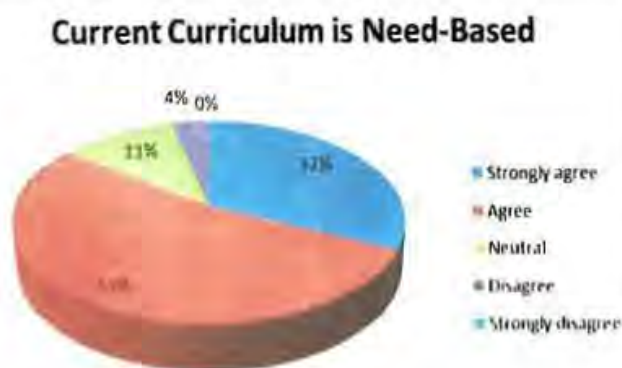
**Table 2.01: Showing the percentage the student's in responses to Statement No. 2**

| 2. Current Curriculum is need-based |       |                 |       |
|-------------------------------------|-------|-----------------|-------|
| Variable                            | Grade | No. of Response | %     |
| Strongly agree                      | 4     | 9               | 32.1% |
| Agree                               | 3     | 15              | 53.6% |
| Neutral                             | 2     | 3               | 10.7% |
| Disagree                            | 1     | 1               | 3.6%  |
| Strongly disagree                   | 0     | 0               | 0     |

The table above shows that 53.6% of the students have agreed to the question mentioned above. And 32.1% of the students have strongly agreed that the curriculum is need-based while 10.7% was found to be neutral and only 3.6% have disagreed, while no students have disagreed strongly.

Therefore, it may be noticed that most of the students are of the opinion that the current curriculum are need-based while some have even strongly agreed that the curriculum is according to their needs. Few have expressed their opinion as neutral and disagree. It maybe that the curriculum given imparted to them is not related to their interests.

**Fig 2.02: Pie Chart representation of the student response to statement No. 2**



**Table 3.01: Showing the percentage of students in response that Curriculum is well-updated**

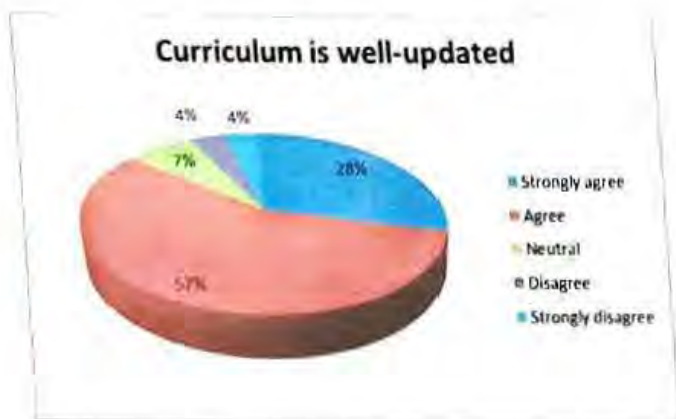
| 3. Curriculum is well-updated |       |                 |       |
|-------------------------------|-------|-----------------|-------|
| Variable                      | Grade | No. of Response | %     |
| Strongly agree                | 4     | 8               | 28.6% |
| Agree                         | 3     | 16              | 57.1% |
| Neutral                       | 2     | 2               | 7.1%  |
| Disagree                      | 1     | 1               | 3.6%  |
| Strongly disagree             | 0     | 1               | 3.6%  |



From the above table shown, the students have majority agreed to the statement mentioned above while 28.6% have strongly agreed and very few students think that the curriculum is not well updated or are neutral in their opinion.

This shows that most of the students are satisfied with curriculum imparted to them.

**Fig. 3.02: Pie Chart representation of the student response to statement No. 3**



**Table 4.01 : Showing percentage of students response of statement no. 4**

| 4. Programmes outcomes of the curriculum is well defined. |       |                 |       |  |
|---|-------|-----------------|-------|--|
| Variable  | Grade | No. of Response | %     |  |
| Strongly agree  | 4     | 7               | 25%   |  |
| Agree   | 3     | 13              | 46.4% |  |
| Neutral   | 2     | 5               | 17.9% |  |
| Disagree  | 1     | 2               | 7.1%  |  |
| Strongly disagree   | 0     | 1               | 3.6%  |  |

From the table shown above, it is observed that 46.4% of the students have agreed positively to Statement. No. 4 and 25% have strongly agreed that the programme outcome is well defined but still 17.9% are neutral in their opinion and we can also notice that 3.6% of the students have disagreed. This shows that some few students were not able to understand or not in favour of the programme outcomes highlighted to them.

**Fig. 4.02: Pie Chart representation to the student's responses to statement no.4**





Table 5.01: Showing the percentage of the student's response that Curriculum is having a good academic flexibility.



#### 5. Curriculum is having a good academic flexibility

| Variable          | Grade | No. of Response | %     |
|-------------------|-------|-----------------|-------|
| Strongly agree    | 4     | 6               | 21.4% |
| Agree             | 3     | 17              | 60.7% |
| Neutral           | 2     | 3               | 10.7% |
| Disagree          | 1     | 1               | 3.6%  |
| Strongly disagree | 0     | 1               | 3.6%  |

The table 5.01 shows that 60.7% have agreed to the question above with 21.4% have strongly agreed and 10.7% have given their opinion as neutral and 3.6% as disagree and strongly disagree respectively. This shows that majority of them felt that good flexibility exists in curriculum imparted to them.

Fig 5.02: Pie Chart representation of the student response to statement No. 5.

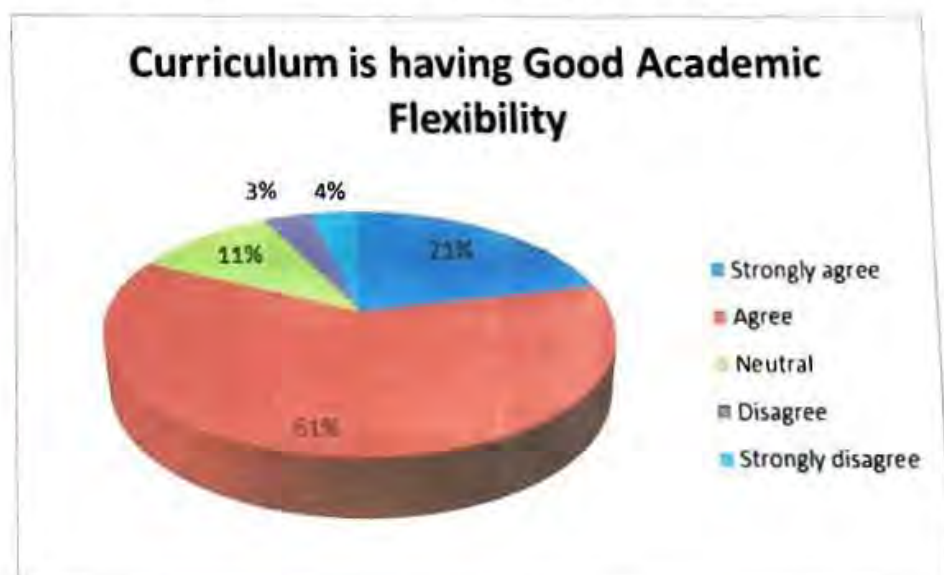


Table 6.01: Table showing percentage of student's response that Curriculum delivery adheres to the academic calendar.

#### 6. Curriculum delivery adheres to the academic calendar

| Variable          | Grade | No. of Response | %     |
|-------------------|-------|-----------------|-------|
| Strongly agree    | 4     | 9               | 32.1% |
| Agree             | 3     | 9               | 32.1% |
| Neutral           | 2     | 3               | 10.7% |
| Disagree          | 1     | 6               | 21.4% |
| Strongly Disagree | 0     | 1               | 3.6%  |



It is indicated from the table above that 32.1% of the students have expressed their opinion as strongly agree and agree. However 21.4% disagreed that curriculum delivery is not according to the academic calendar and 10.7% are neutral to the given questions. There is always a slight change in the academic calendar according to the situation arises, so that is why some students have disagreed to the above statement.

Fig. 6.02: Pie chart showing student response to statement related to No. 6

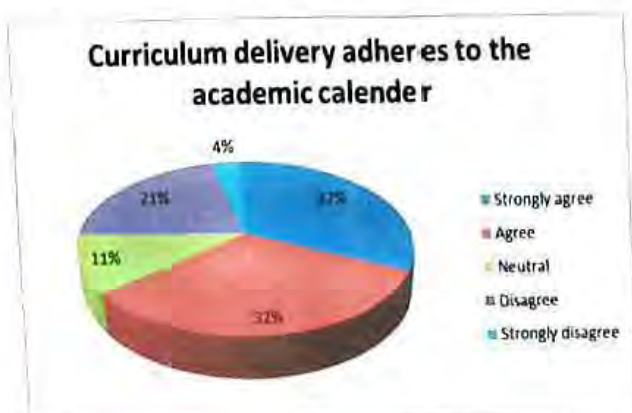


Table:7.01: Table showing percentage of the student's response to statement related to No. 7.

| 7. Curriculum enhanced professional ethics, human values and environmental awareness |       |                 |       |
|--|-------|-----------------|-------|
| Variable   | Grade | No. of Response | %     |
| Strongly agree   | 4     | 13              | 46.4% |
| Agree  | 3     | 8               | 28.6% |
| Neutral  | 2     | 3               | 10.7% |
| Disagree   | 1     | 1               | 3.6%  |
| Strongly disagree  | 0     | 3               | 10.7% |

The above table shows that 46.4% have strongly agreed to the Question asked above and only 28.6% have agreed, whereas 10.7% students have given any neutral, and strongly disagree responses. From the responses, it is observed that majority of them are of the opinion that curriculum imparted to them enhanced professional ethics, human values and environmental awareness.

Fig: 7.02: Pie Chart representation of the student response to statement No. 7







### **Findings:-**

*The above analyses have yielded some significant findings. In responses given by the students the overall findings have been presented below:*

- Out of 28 respondents, it was found that 80-90% of the students have given highly positive answers i.e. they have given a strongly agreed and agreed responses. This shows that they are satisfied and appreciate the curriculum imparted to them*
- Very few students of about 10% have given a neutral response with the curriculum taught to them. This shows that they are yet to fully understand the curriculum provided to them. This maybe because of low attendance. It may also be because of lack of responses and attentiveness in the class.*
- The findings also reveal that a very small percentage of the students have disagreed with different question regarding curriculum asked to them. This maybe because that curriculum imparted to them are not satisfying or are not meeting their needs. Some reason maybe they are not able to follow the subjects taught to them or have not fully understood. Very few students have strongly disagreed. The reason maybe because of irregularity in the class.*

### **Action Taken:**

- Orientations were provided in the beginning of the session and highlighting them about the curriculum and its outcomes.*
- Encourage them to study by giving home assignments and class test.*
- Strict attendance is maintained.*
- Giving time for students outside classes whenever they are in need.*

### **Teachers Feedback:**

Teachers are quite satisfied with the student's response but wish that the student develop good study habit for good academic performance. ICT class room and proper sound system is required for effective classroom transaction. Teachers are also satisfied to some extent with the curriculum but felt that it should be reviewed which will be at par with the CUET syllabus. So that it will be easy for the students to prepare for their entrance exams. Teachers can also review their performance in order to make the class interesting and motivate students to learn.

### **Summary:**

From the survey on curriculum feedback conducted for V Semester class, it was found that the curriculum imparted has helped the students gain knowledge to some extent for the future educational practices. The methods of teaching and learning implemented are quite effective for the students. It is observed that the curriculum provided lies within their capacity to understand since majority of the students are able to respond positively to the questionnaire.

Head of Department

**NAAC CRITERIA-1**  
**Survey on curriculum Feedback**  
**(Department of Education)**  
**III Semester-2021 -22**



**No. of respondent: 49**

**Introduction:** Survey on Curriculum feedback was done for the 3<sup>rd</sup> Semester student Education Honours. Questionnaires were being sent in the Google form to the students. Link was provided to them in which the responses were submitted. All the 49 (Forty nine) students have responded to the questionnaires. According to their responses the data has been analysed and interpreted.

**ANALYSIS AND INTERPRETATION OF DATA:**

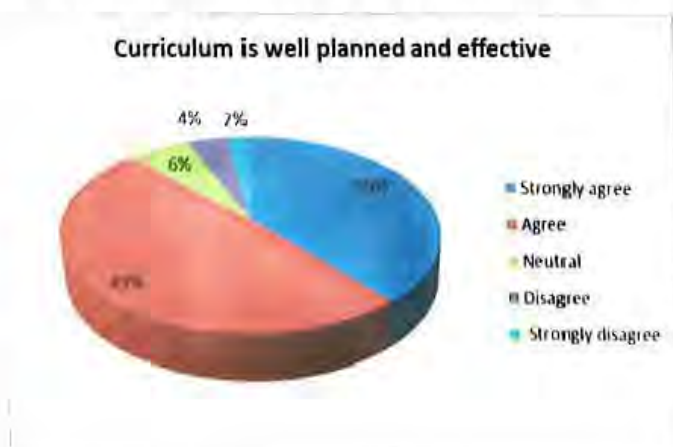
**TABLE 1.01: Showing the percentage of student regarding curriculum planned and effectiveness.**

| 1. Curriculum is well planned and effective. |       |                 |       |
|--|-------|-----------------|-------|
| Variable                                     | Grade | No. of Response | %     |
| Strongly agree                               | 4     | 19              | 38.8% |
| Agree  | 3     | 24              | 49%   |
| Neutral                                      | 2     | 3               | 6.1%  |
| Disagree                                     | 1     | 2               | 4%    |
| Strongly disagree                            | 0     | 1               | 2%    |

The above table shows that 38% of the students strongly agreed and 49% agreed that the curriculum is well planned and effective. Only 6.1%, 4% and 2% have given their opinion as neutral, disagree and strongly disagree respectively.

Therefore, it was found that majority of the students have given positive response that the curriculum imparted to them is well planned and effective, which shows that they have benefitted from the curriculum delivered to them.

**Fig. 1.02: Pie Chart representation of the student response to statement No. 1.**







**Table 2.01: Showing the percentage the student's in responses that Current Curriculum is need-based**

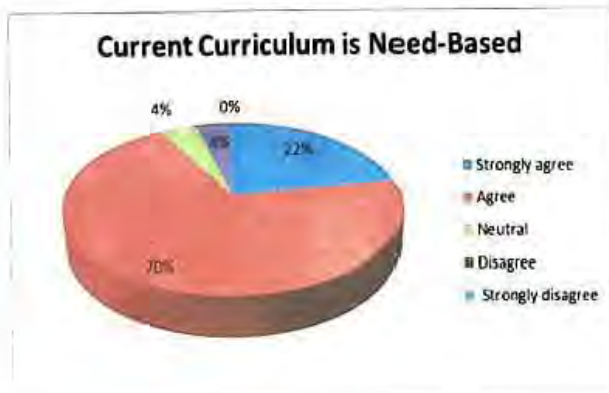
### 2. Current Curriculum is need-based

| Variable          | Grade | No. of Response | %     |
|-------------------|-------|-----------------|-------|
| Strongly agree    | 4     | 11              | 22.4% |
| Agree             | 3     | 34              | 69.4% |
| Neutral           | 2     | 2               | 4%    |
| Disagree          | 1     | 2               | 4%    |
| Strongly disagree | 0     | 0               | 0%    |

The table above shows that 69.4% of the students have agreed to the question mentioned above. And 22.4% of the students strongly agreed to the statement mentioned above while only 4% of the students are neutral in their opinion and another 4% of the students have disagreed that curriculum is need based.

Therefore, it may be noticed that most of the students felt that Curriculum is according to their needs and interests. A minimal of 4% of the students who disagreed might be that it is not the subject of their interest.

**Fig 2.02: Pie Chart representation of the student's response to Statement No. 2**



**Table 3.01: Showing the percentage of students in response to Question No. 3**

### 3. Curriculum is well-updated

| Variable          | Grade | No. of Response | %     |
|-------------------|-------|-----------------|-------|
| Strongly agree    | 4     | 14              | 28.6% |
| Agree             | 3     | 27              | 55.1% |
| Neutral           | 2     | 7               | 14.3% |
| Disagree          | 1     | 0               | 0%    |
| Strongly disagree | 0     | 1               | 2%    |

The above table shows that 28.6% of the students have strongly agreed to the statement above and majority of the student i.e 55.1% have agreed and were of the opinion that the curriculum



is well updated. It is also noticed that 14.3% of the students have given a neutral response and only 2% have strongly disagreed.

This shows that most of the students agreed to the statement that Curriculum is well updated, although few students are neutral in their response. This maybe because that they are not well informed about the curriculum imparted to them.

**Fig. 3.02: Pie Chart representation of the student response to statement No. 3**



**Table 4.01: Showing percentage of student response for Statement no. 4.**

| 4. Programmes outcomes of the curriculum is well defined. |       |                 |       |  |
|---|-------|-----------------|-------|--|
| Variable  | Grade | No. of Response | %     |  |
| Strongly agree  | 4     | 9               | 18.4% |  |
| Agree   | 3     | 27              | 55.1% |  |
| Neutral   | 2     | 7               | 14.3% |  |
| Disagree  | 1     | 5               | 10.2% |  |
| Strongly disagree   | 0     | 1               | 2%    |  |

From the table shown above, it is observed that 18.4% and 55.1% of the students have responded positively to statement no. 4. However 14.3% and 10.2% have given their response as neutral and disagreed on the statement given above. The reason maybe they are not aware of the outcome or the teachers failed to highlight on the programme outcome properly. But majority agreed that programme outcomes of the curriculum are well defined.

**Fig. 4.02: Pie Chart to the student's responses to statement. No. 4**

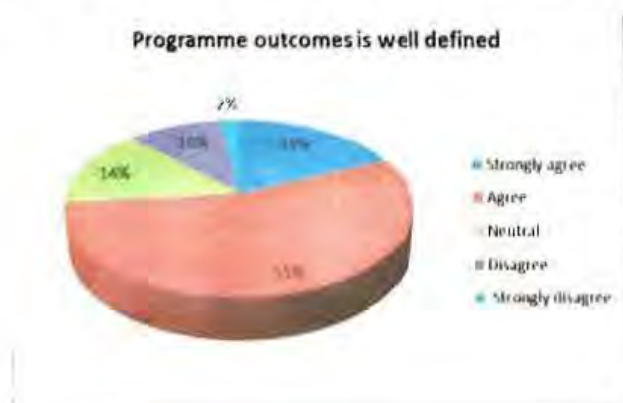






Table 5.01: Showing the percentage of the students in response to Statement No. 5

| 5. Curriculum is having a good academic flexibility |       |                 |       |
|---|-------|-----------------|-------|
| Variable  | Grade | No. of Response | %     |
| Strongly agree                                      | 4     | 12              | 24.5% |
| Agree   | 3     | 28              | 57.1% |
| Neutral   | 2     | 3               | 6.1%  |
| Disagree  | 1     | 3               | 6.1%  |
| Strongly disagree                                   | 0     | 3               | 6.1%  |

The table 5.01 shows that 57.1% have agreed to the statement above and 24.5% have strongly agreed while surprisingly 6.1% of the students have given their opinion as neutral, disagree and strongly disagree respectively. This may be due to little understanding or they might have thought that the curriculum is quite rigid. However majority felt that the existing curriculum has good academic flexibility.

Fig 5.02: Pie Chart representation of the student response to statement No. 5

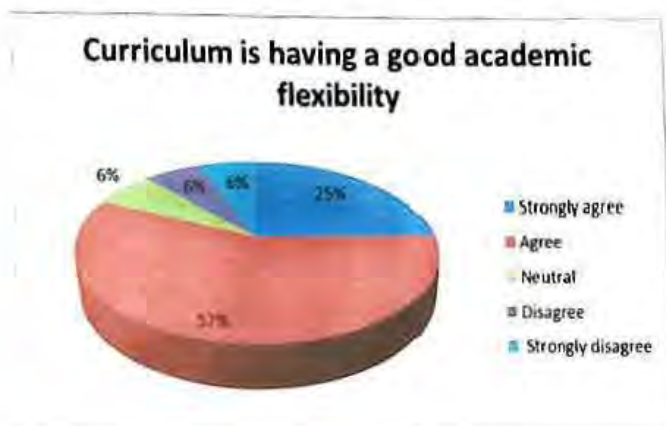


Table 6.01: Table showing percentage of student's response to statement related to No.6

| 6. Curriculum delivery adheres to the academic calendar |       |                 |       |
|---|-------|-----------------|-------|
| Variable  | Grade | No. of Response | %     |
| Strongly agree  | 4     | 7               | 14.3% |
| Agree   | 3     | 22              | 44.9% |
| Neutral   | 2     | 9               | 18.4% |
| Disagree  | 1     | 11              | 22.4% |
| Strongly disagree                                       | 0     | 0               | 0%    |

It is indicated from the table above that there is mixed response in the student response in regard to adhering of curriculum delivery to the academic calendar where 44.9% have agreed to the statement and 14.3% have strongly agreed. 18.4% have given a neutral response while 22.4% have disagreed to the statement above. This maybe because of some situation arises or events in the college, that we can see some change in the academic calendar.



Fig. 6.02: Pie chart representation of student response to statement no. 6

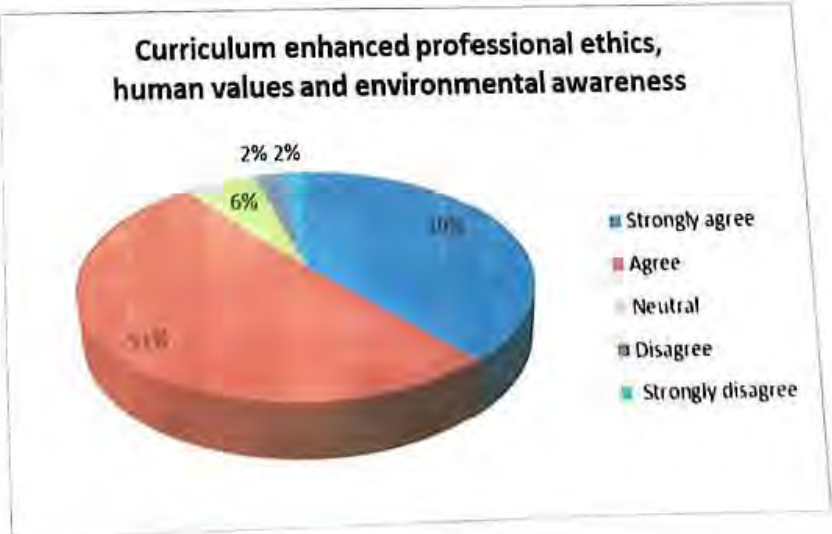


Table:7.01: Table showing percentage of the student's response to statement related to statement no. 7

| 7. Curriculum enhanced professional ethics, human values and environmental awareness |       |                 |       |
|--|-------|-----------------|-------|
| Variable   | Grade | No. of Response | %     |
| Strongly agree   | 4     | 19              | 38.8% |
| Agree  | 3     | 25              | 51%   |
| Neutral  | 2     | 3               | 6.1%  |
| Disagree   | 1     | 1               | 2%    |
| Strongly disagree  | 0     | 1               | 2%    |

The above table shows that 38.8% have strongly agreed, 51% have agreed and 6.1% have given a neutral response to the statement given above. While only 2% have disagreed and strongly agreed respectively. Therefore, it is observed that majority of them are of the view that the curriculum imparted to them enhanced professional ethics, human values and environmental awareness.

Fig. 7.02: Pie Chart representation of the student response to statement No. 7





### **Findings:-**

The above analyses have yielded some significant findings. In responses given by the students the overall findings have been presented below:

- From the analyses, it was found that majority of the students have strongly agreed and agreed to all the statements related to curriculum. This shows that majority of the students are quite satisfied with the curriculum imparted to them and found to be quite effective.
- It was found that in statement No.6 there is mixed reaction that curriculum delivery is followed according to the academic calendar. Although the institution tries to stick to academic calendar but there are usually certain situation arises where it needs to adjust with the scheduled dates. However the syllabus is always completed before examination.
- There are only few students who disagree or strongly disagreed to most of the statements given. This maybe that it is not their subject of interest or maybe they are not satisfied with curriculum imparted to them.

### **Action Taken:**

- Orientation was given to the students in the beginning of the sessions highlighting about various activities involved in the curriculum.
- Making subjects interesting by using different methodologies like discussion, seminars and educational tours.
- Motivate the students to have a regular study habits and to have a competitive spirit. Apart from studies, students are also encouraged to take part in co-curricular activities.

### **TEACHERS FEEDBACK:**

- Teachers are quite satisfied with the teachings and its effectiveness with few improvements in the methodology. Infrastructure improvement is also required as classrooms are not enough. Students' number exceeds the limit and both the students and teacher find difficulty while transacting teaching learning process. Students need more motivation for regular attendance, to have a competitive spirit for better academic record and performances. Teachers are satisfied with the curriculum provided. Hence the same curriculum can be continued.

### **SUMMARY:**

From the Survey on Curriculum Feedback conducted for the Students of III<sup>rd</sup> Semester, we have come to the conclusion that majority of the students are satisfied with the total learning activities provided to them. Overall, the curriculum imparted to them is relevant to their practical life and it will help them a lot in their future course of action.

Head of the department





NAAC  
CRITERIA-1

Survey on curriculum Feedback  
(Department of Education)  
1<sup>st</sup> Semester-2021 -22  
No. of respondents: 49

**Introduction:** Survey on Curriculum feedback was done for the 1<sup>st</sup> Semester students' Education Honours. Questionnaires were being sent in the Google form to the students. Link was provided to them in which the responses were submitted. All the 49 (Forty nine) students have responded to the questionnaires. According to their responses the data has been analysed and interpreted.

ANALYSIS AND INTERPRETATION OF DATA:

TABLE 1.01: Showing the percentage of student regarding curriculum planned and effectiveness.

| 1. Curriculum is well planned and effective. |       |                 |       |
|--|-------|-----------------|-------|
| Variable                                     | Grade | No. of Response | %     |
| Strongly agree                               | 4     | 18              | 36.7% |
| Agree  | 3     | 28              | 57.1% |
| Neutral                                      | 2     | 1               | 2%    |
| Disagree                                     | 1     | 2               | 4%    |
| Strongly disagree                            | 0     | 0               | 0%    |

The above table shows that 36.7% of the students strongly agreed and 57.1% have agreed and only 2% and 4% person respectively are neutral and disagree respectively on the statement above. However no student has strongly disagreed.

Therefore, it may be noticed that majority of the students are of the opinion that the curriculum delivered to them is well planned and effective.

Fig. 1.02: Pie Chart representation of the student response to statement No. 1.

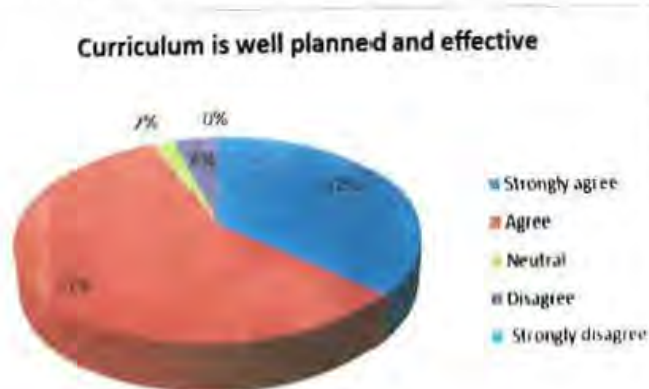


Table 2.01: Showing the percentage the student's in responses to statement no. 2



2. Current Curriculum is need-based

| Variable          | Grade | No. of Response | %     |
|-------------------|-------|-----------------|-------|
| Strongly agree    | 4     | 10              | 20.4% |
| Agree             | 3     | 30              | 61.2% |
| Neutral           | 2     | 7               | 14.3% |
| Disagree          | 1     | 1               | 2%    |
| Strongly disagree | 0     | 1               | 2%    |

61.2% of the students have agreed and 20.4% have strongly agreed that the current curriculum is need based. However 14.3% are neutral in their opinion and only 2% each have disagreed and strongly disagreed on the statement above

Therefore, majority of the student are of the view that the current curriculum is according to the needs and interests of the students.

Fig 2.02: Pie Chart representation of the student response to statement No. 2.

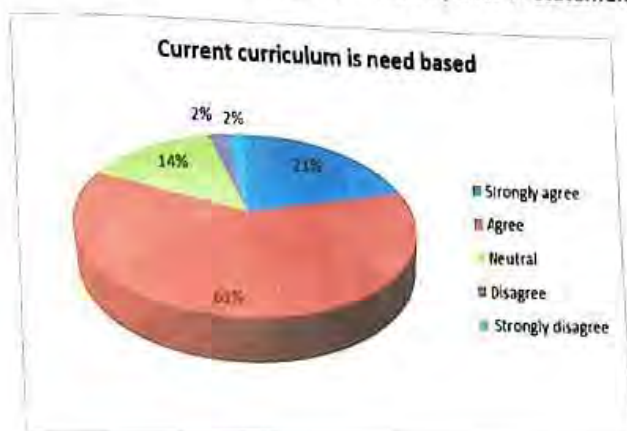


Table 3.01: Showing the percentage of students in response to Statement No. 3

| 3. Curriculum is well- updated |       |                 |       |
|--------------------------------|-------|-----------------|-------|
| Variable                       | Grade | No. of Response | %     |
| Strongly agree                 | 4     | 7               | 14.3% |
| Agree                          | 3     | 36              | 73.5% |
| Neutral                        | 2     | 4               | 8.1%  |
| Disagree                       | 1     | 1               | 2%    |
| Strongly disagree              | 0     | 1               | 2%    |

The above table shows that 73.5% of the students agreed to the statement above and 14.3% have strongly agreed. Only few students of 8.1% and 2% have responded as neutral, disagree and strongly disagree.



From the responses above, majority of the students have agreed that the curriculum imparted to them is well updated which shows that the curriculum is relevant to their present day situation.

Fig. 3.02: Pie Chart representation of the student response to statement No. 3.

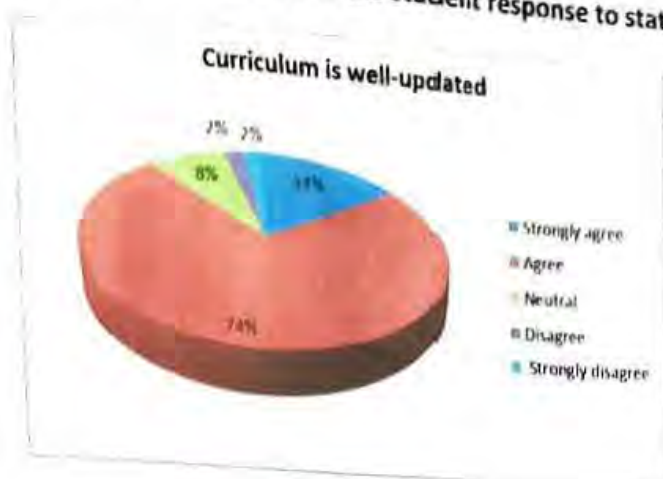


Table 4.01: Showing percentage of student response to statement no. 4.

| 4. Programmes outcomes of the curriculum is well defined |       |                 |       |
|--|-------|-----------------|-------|
| Variable   | Grade | No. of Response | %     |
| Strongly agree   | 4     | 15              | 30.6% |
| Agree  | 3     | 27              | 55.1% |
| Neutral  | 2     | 1               | 2%    |
| Disagree   | 1     | 5               | 10.2% |
| Strongly disagree  | 0     | 1               | 1%    |

From the table shown above, it is observed that 30.6% of the students strongly agreed and 55.1% have agreed to the statement above. Whereas only 2% have given a neutral answer, surprisingly 10.2% were not in favour to the statement that the programme outcomes of the curriculum is well defined.

From the responses of the students, majority of the students are aware of the knowledge, skills and attitudes that they will have at the time of their graduation. A few students who have disagreed may either not aware of what they will attain or are not confused with the concept of programmed outcome.

Fig. 4.02: Graphical representation to the student's responses to Qs. No. 4

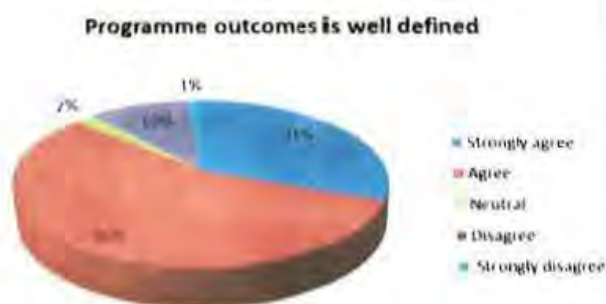




Table 5.01: Showing the percentage of the students in response to statement no. 5.

| 5. Curriculum is having a good academic flexibility |       |                 |       |
|---|-------|-----------------|-------|
| Variable  | Grade | No. of Response | %     |
| Strongly agree                                      | 4     | 14              | 28.6% |
| Agree   | 3     | 25              | 51%   |
| Neutral   | 2     | 6               | 12.2% |
| Disagree  | 1     | 2               | 4%    |
| Strongly disagree                                   | 0     | 2               | 4%    |

The above table shows that 28.6% have strongly agreed, 51% have agreed, 12.2% were neutral in their opinion and 2% each have disagreed and strongly disagreed on the statement above. This shows that curriculum imparted to them is easily adapted and accessible by the majority of the students according to their needs and capabilities. However few students must be having difficulty in following the curriculum imparted.

Fig 5.02: Pie Chart representation of the student response to statement No.5

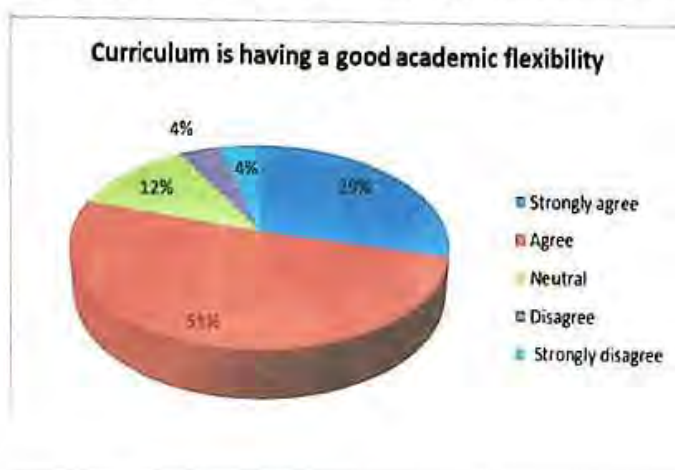


Table 6.01: Table showing percentage of student's response to statement no. 6

| 6. Curriculum delivery adheres to the academic calendar |       |                 |       |
|---|-------|-----------------|-------|
| Variable  | Grade | No. of Response | %     |
| Strongly agree  | 4     | 9               | 18.4% |
| Agree   | 3     | 28              | 57.1% |
| Neutral   | 2     | 5               | 10.2% |
| Disagree  | 1     | 5               | 10.2% |
| Strongly disagree                                       | 0     | 2               | 4%    |

From the table mentioned above, it was found that 18.4% of the students have strongly agreed and 57.1% have agreed on the above statement. 10.2% each have given a neutral response and disagree respectively. However, only 4% have strongly disagreed.



Therefore, it was found that there is mixed responses to the statement above among students. Though majority felt that curriculum delivery is according to the academic calendar but some are of the neutral opinion and some have even disagreed. This maybe that may have expressed their views that sometimes the events scheduled in the academic calendar cannot be followed exactly due to some situations arises.

Fig. 6.02: Pie Chart representation of the student response to statement No. 6



Table:7.01: Table showing percentage of the student's response to statement no. 7

| 7. Curriculum enhanced professional ethics, human values and environmental awareness |       |                 |       |
|--|-------|-----------------|-------|
| Variable   | Grade | No. of Response | %     |
| Strongly agree   | 4     | 12              | 24.5% |
| Agree  | 3     | 27              | 55.1% |
| Neutral  | 2     | 3               | 6.1%  |
| Disagree   | 1     | 5               | 10.2% |
| Strongly disagree  | 0     | 2               | 4%    |

The above table shows that 24.5% have strongly agreed and majority of the student i.e. 55.1% have agreed, whereas 6.1%, 10.2% and 4% of the students have given neutral, disagree and strongly disagree responses respectively. Therefore, it is observed that majority of them felt that have benefitted in terms of values, environmental awareness and ethics through the curriculum imparted to them. Few students who disagreed might not have attained any personal convictions due to some reasons.

Fig: 7.02: Pie Chart representation of the student response to statement No. 7





### Findings:-

The above analyses have yielded some significant findings. In responses given by the students the overall findings have been presented below;

- From the analyses, it was found that out that majority of the students have responded as Agreed in all statements. This shows that they are quite satisfied with curriculum imparted to them.
- It was also found that few students have also disagreed or strongly disagreed to various statements on curriculum. The reason maybe because the curriculum is not to their needs and interest but must have taken the course under compulsion. The method of teaching and learning need to improvise so that we can have 100% achievement..
- Very students were indifferent and neutral towards certain statements. The reason maybe because of language difficulty or were confused to express their opinion correctly.

### Action Taken:


- Orientation were given in the beginning of the session where many issues regarding attainment of curriculum, participation in co-curricular were highlighted.
- Programme outcome were highlighted to the students clearly.
- Encourage them to be more active not only in studies but also to take part in co-curricular activities.
- Strict attendance is maintained.
- Giving time for students outside classes whenever they are in need.
- Career guidance and counselling were given to them.


### TEACHERS FEEDBACK:

- Teachers are quite satisfied with the teachings and its effectiveness with few improvements in the methodology. Infrastructure improvement is also required as classrooms are not enough. Student number exceeds the limit and both the students and teacher find difficulty while transacting teaching learning process. Students need more motivation for regular attendance, to have a competitive spirit for better academic record and performances. Teachers are satisfied with the curriculum but some course need to be updated to keep up with the demand of different situations.

### SUMMARY:

From the Survey on Curriculum Feedback conducted for the Students of I Semester, we have come to the conclusion that majority of the students quite satisfied with curriculum imparted to them. They have also gained knowledge, skills, values that enhanced their overall personality which will help them to develop and change for a better society and better human relationships. Overall, the curriculum imparted to them is relevant to their practical life and it will help them a lot in their future course of action.

  
Principal  
Tura Govt. College, Tura.

  
Head of the department;





**Students Feedback on Curriculum 2022**  
**DEPARTMENT OF CHEMISTRY**  
**II-SEMESTER HONOURS**

1. Curriculum delivery is well planned and effective  
 16 responses



- 4 - Strongly agree
- 3 - Agree
- 2 - Neutral
- 1 - Disagree
- 0 - Strongly disagree

2. Current curriculum is need based  
 16 responses



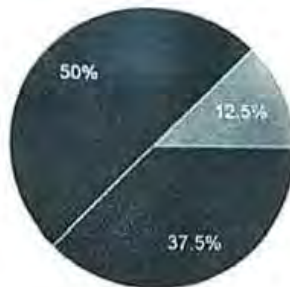
- 4 - Strongly agree
- 3 - Agree
- 2 - Neutral
- 1 - Disagree
- 0 - Strongly disagree

3. Curriculum is well updated  
 16 responses



- 4 - Strongly agree
- 3 - Agree
- 2 - Neutral
- 1 - Disagree
- 0 - Strongly disagree

4. Programmes outcomes of the curriculum is well defined  
16 responses



- 4 - Strongly agree
- 3 - Agree
- 2 - Neutral
- 1 - Disagree
- 0 - Strongly disagree

5. Curriculum is having a good academic flexibility  
16 responses



- 4 - Strongly agree
- 3 - Agree
- 2 - Neutral
- 1 - Disagree
- 0 - Strongly disagree

6. Curriculum delivery adheres to the academic calendar  
16 responses



- 4 - Strongly agree
- 3 - Agree
- 2 - Neutral
- 1 - Disagree
- 0 - Strongly disagree

7. Curriculum includes practical/field trips/ study tours as activities  
16 responses



- 4 - Strongly agree
- 3 - Agree
- 2 - Neutral
- 1 - Disagree
- 0 - Strongly disagree

8. Curriculum enhanced professional ethics, gender, human values and environmental awareness  
16 responses




- 4 - Strongly agree
- 3 - Agree
- 2 - Neutral
- 1 - Disagree
- 0 - Strongly disagree

**Summary:**

The survey on curriculum feedback of II semester students, it was found that a large percentage of the students say that the curriculum is well planned, updated, need based that included practical & experimental learning; it also provided awareness on environmental issue/solution and also the programmes outcome in it are well defined in the current curriculum.

  
Principal  
Tura Govt. College, Tura

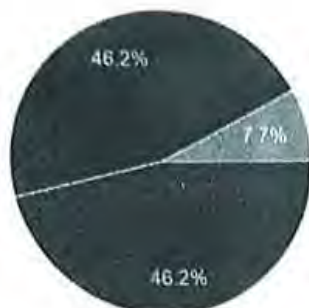


  
HOD  
Department of Chemistry  
Tura Govt. College, Tura

**Students Feedback on Curriculum 2022**  
**DEPARTMENT OF CHEMISTRY**  
**IV-SEMESTER HONOURS**

**1. Curriculum delivery is well planned and effective**

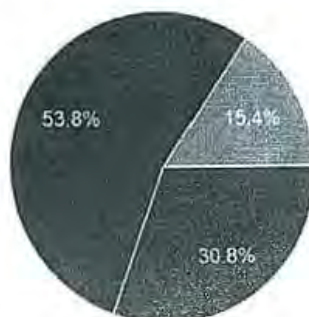
13 responses



- 4 - Strongly agree
- 3 - Agree
- 2 - Neutral
- 1 - Disagree
- 0 - Strongly disagree

**2. Current curriculum is need based**

13 responses



- 4 - Strongly agree
- 3 - Agree
- 2 - Neutral
- 1 - Disagree
- 0 - Strongly disagree

**3. Curriculum is well updated**

13 responses



- 4 - Strongly agree
- 3 - Agree
- 2 - Neutral
- 1 - Disagree
- 0 - Strongly disagree

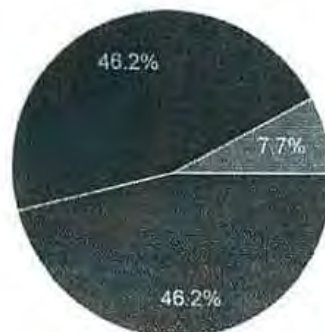


4. Programmes outcomes of the curriculum is well defined  
13 responses



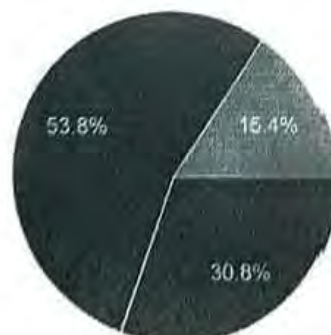
- 4 - Strongly agree
- 3 - Agree
- 2 - Neutral
- 1 - Disagree
- 0 - Strongly disagree

5. Curriculum is having a good academic flexibility  
13 responses



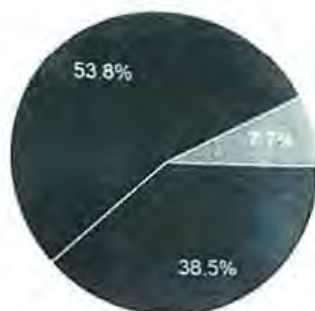
- 4 - Strongly agree
- 3 - Agree
- 2 - Neutral
- 1 - Disagree
- 0 - Strongly disagree

6. Curriculum delivery adheres to the academic calendar  
13 responses



- 4 - Strongly agree
- 3 - Agree
- 2 - Neutral
- 1 - Disagree
- 0 - Strongly disagree

7. Curriculum includes practical/field trips/ study tours as activities  
13 responses



- 4 - Strongly agree
- 3 - Agree
- 2 - Neutral
- 1 - Disagree
- 0 - Strongly disagree


8. Curriculum enhanced professional ethics, gender, human values and environmental awareness  
13 responses




- 4 - Strongly agree
- 3 - Agree
- 2 - Neutral
- 1 - Disagree
- 0 - Strongly disagree

### Summary:

The survey on curriculum feedback of IV semester students, it was found that a large percentage of the students say that the curriculum is well planned, updated, need based that included practical & experimental learning; it also provided awareness on environmental issue/solution and also the programmes outcome in it are well defined in the current curriculum.

  
Principal  
Tura Govt. College, Tura



  
HOD  
Department of Chemistry  
Tura Govt. College, Tura

# Students Feedback on Curriculum 2022

## DEPARTMENT OF CHEMISTRY

### VI-SEMESTER HONOURS

1. Curriculum delivery is well planned and effective

7 responses



- 4 - Strongly agree
- 3 - Agree
- 2 - Neutral
- 1 - Disagree
- 0 - Strongly disagree

2. Current curriculum is need based

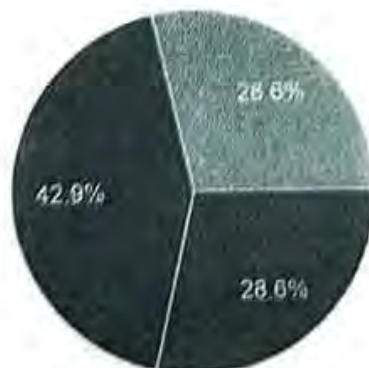
7 responses



- 4 - Strongly agree
- 3 - Agree
- 2 - Neutral
- 1 - Disagree
- 0 - Strongly disagree

3. Curriculum is well updated

7 responses



- 4 - Strongly agree
- 3 - Agree
- 2 - Neutral
- 1 - Disagree
- 0 - Strongly disagree

4. Programmes outcomes of the curriculum is well defined  
7 responses



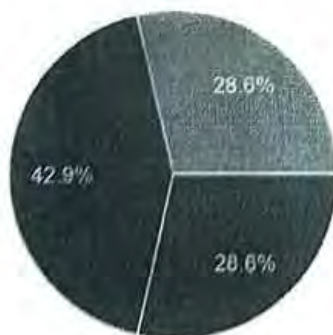
- 4 – Strongly agree
- 3 – Agree
- 2 – Neutral
- 1 – Disagree
- 0 – Strongly disagree

5. Curriculum is having a good academic flexibility  
7 responses



- 4 – Strongly agree
- 3 – Agree
- 2 – Neutral
- 1 – Disagree
- 0 – Strongly disagree

6. Curriculum delivery adheres to the academic calendar  
7 responses



- 4 – Strongly agree
- 3 – Agree
- 2 – Neutral
- 1 – Disagree
- 0 – Strongly disagree



7. Curriculum includes practical/field trips/ study tours as activities  
7 responses



- 4 – Strongly agree
- 3 – Agree
- 2 – Neutral
- 1 – Disagree
- 0 – Strongly disagree

8. Curriculum enhanced professional ethics, gender, human values and environmental awareness  
7 responses





- 4 – Strongly agree
- 3 – Agree
- 2 – Neutral
- 1 – Disagree
- 0 – Strongly disagree

#### Summary:

The survey on curriculum feedback of VI semester students, it was found that a large percentage of the students say that the curriculum is well planned, updated, need based that included practical & experimental learning; it also provided awareness on environmental issue/solution and also the programmes outcome in it are well defined in the current curriculum.



  
Principal  
Tura Govt. College, Tura

  
HOD  
Department of Chemistry  
Tura Govt. College, Tura

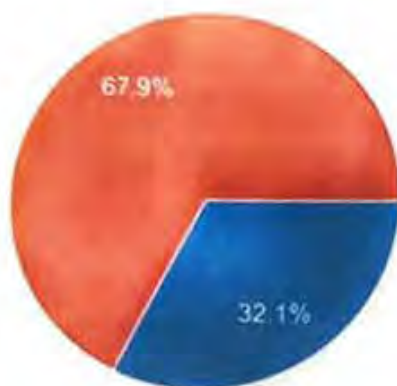
A2120026

31

28 responses

 Copy

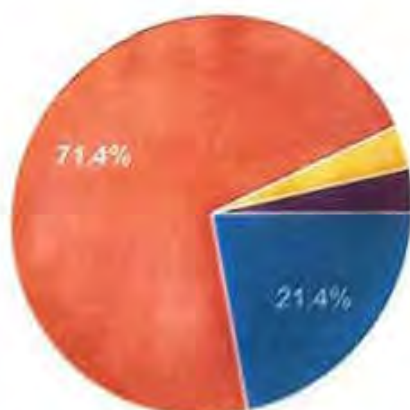
ENGLISH  
DEPARTMENT



Male  
Female

**1. Curriculum delivery is well planned**

28 responses

 Copy

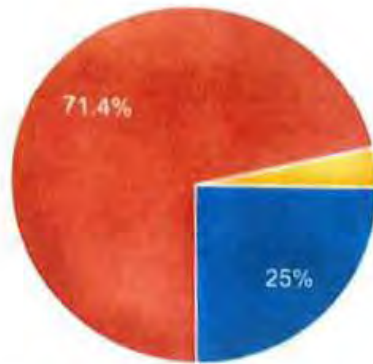
4 - Strongly agree  
 3 - Agree  
 2 - Neutral  
 1 - Disagree  
 0 - Strongly disagree



## 2. Current curriculum is need based

28 responses

 Copy

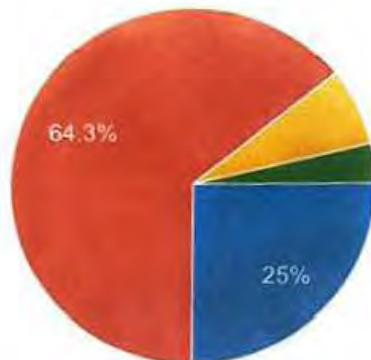


- 4 - Strongly agree
- 3 - Agree
- 2 - Neutral
- 1 - Disagree
- 0 - Strongly disagree

## 3. Curriculum is well updated

28 responses

 Copy

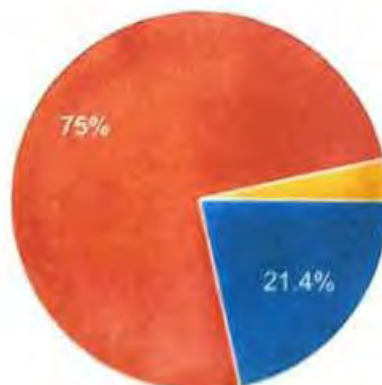


- 4 - Strongly agree
- 3 - Agree
- 2 - Neutral
- 1 - Disagree
- 0 - Strongly disagree

## 4. Programme outcomes of the curriculum is well defined

28 responses

 Copy

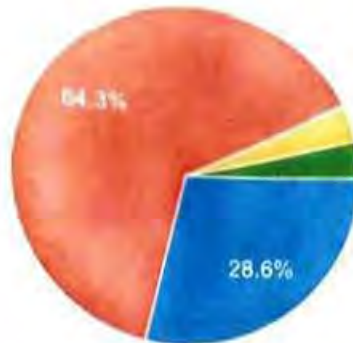


- 4 - Strongly agree
- 3 - Agree
- 2 - Neutral
- 1 - Disagree
- 0 - Strongly disagree



### 5. Curriculum is having a good academic flexibility


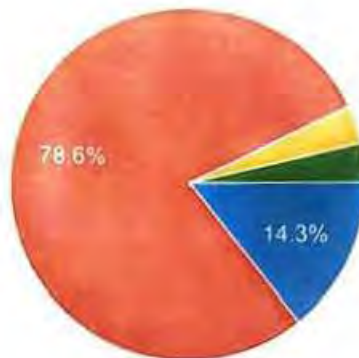
28 responses

 Copy


- 4 - Strongly agree
- 3 - Agree
- 2 - Neutral
- 1 - Disagree
- 0 - Strongly disagree

### 6. Curriculum delivery adheres to the academic calendar

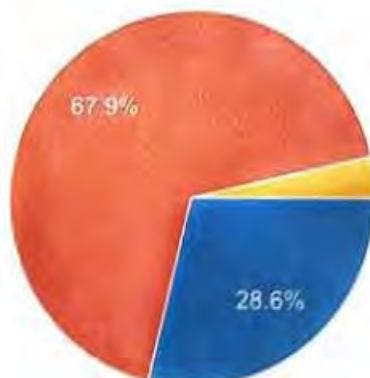
28 responses

 Copy


- 4 - Strongly agree
- 3 - Agree
- 2 - Neutral
- 1 - Disagree
- 0 - Strongly disagree

### 7. Curriculum includes practical/field trips/ study tours as activities

28 responses

 Copy


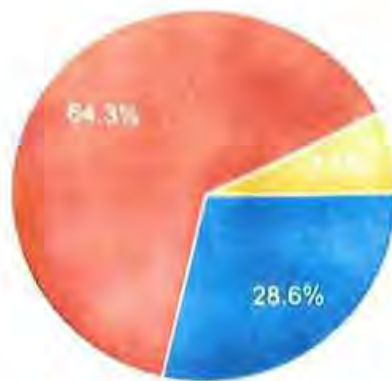
- 4 - Strongly agree
- 3 - Agree
- 2 - Neutral
- 1 - Disagree
- 0 - Strongly disagree





## 8. Curriculum enhanced professional ethics, gender, human values and environmental awareness

28 responses



- 4 - Strongly agree
- 3 - Agree
- 2 - Neutral
- 1 - Disagree
- 0 - Strongly disagree

This content is neither created nor endorsed by Google. [Report Abuse](#) - [Terms of Service](#) - [Privacy Policy](#)

Google Forms

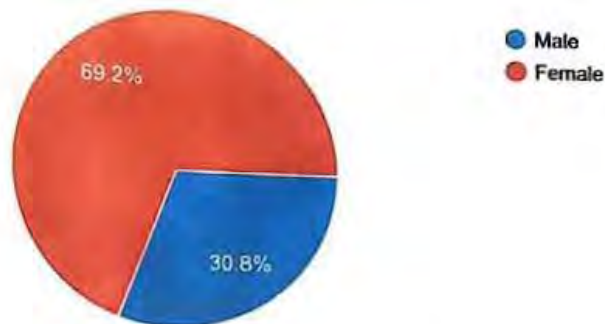
  
Principal  
Tura Govt College, Tura



## Gender

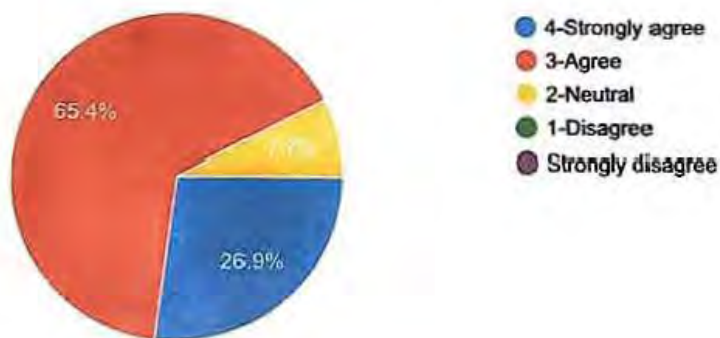
26 responses

## ENGLISH DEPARTMENT

 Copy


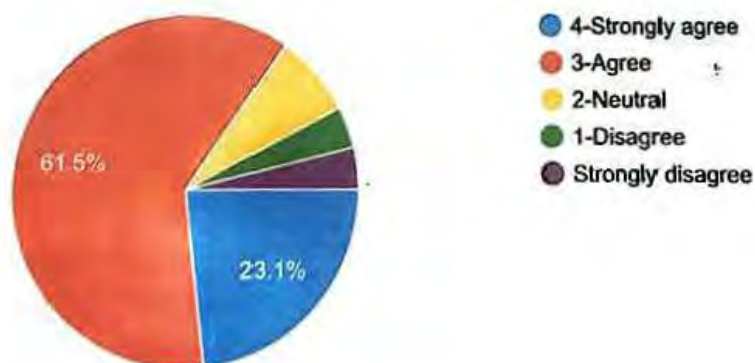
## 1. Curriculum delivery is well planned and effective

26 responses

 Copy

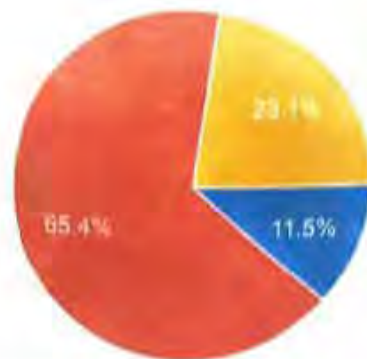
## 2. Current Curriculum is need based

26 responses

 Copy

## 3. Curriculum is well updated

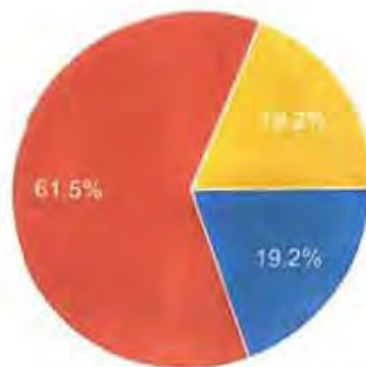
26 responses



- 4-Strongly agree
- 3-Agree
- 2-Neutral
- 1-Disagree
- Strongly disagree

## 4. Programme outcomes of the curriculum is well defined

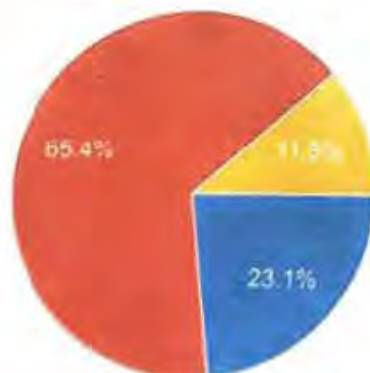
26 responses



- 4-Strongly agree
- 3-Agree
- 2-Neutral
- 1-Disagree
- Strongly disagree

## 5. Curriculum is having a good academic flexibility

26 responses



- 4-Strongly agree
- 3-Agree
- 2-Neutral
- 1-Disagree
- Strongly disagree

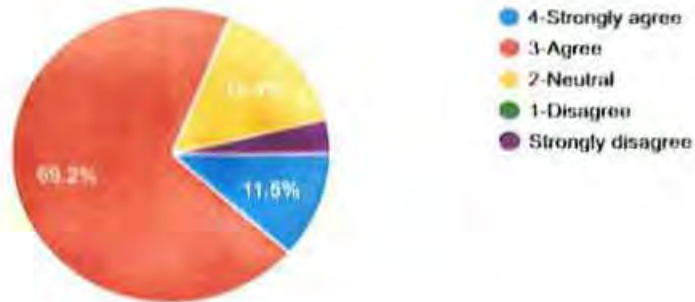
Copy



## 6. Curriculum delivery adheres to the academic calendar

Copy

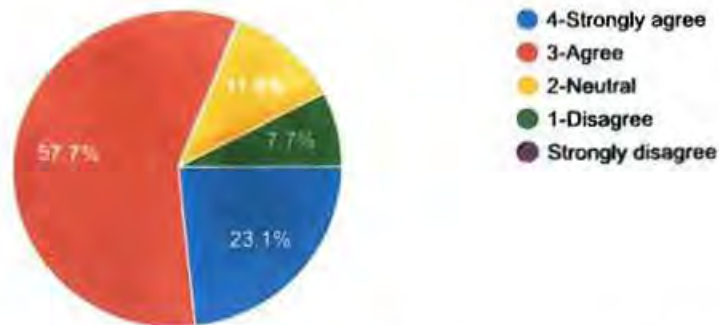
26 responses



## 7. Curriculum includes practical/field trips/ study tours as activities

Copy

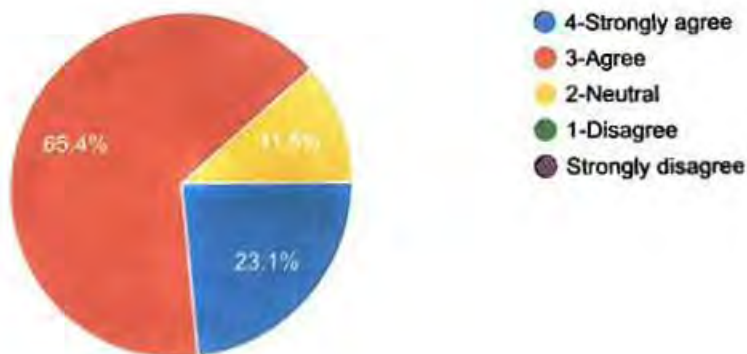
26 responses



## 8. Curriculum enhanced professional ethics, gender, human values and environmental awareness

Copy

26 responses



This content is neither created nor endorsed by Google. [Report Abuse](#) - [Terms of Service](#) - [Privacy Policy](#)

Google Forms

*[Signature]*  
Principal  
Tura Govt College, Tura.



# CURRICULUM FEEDBACK 2021-2022. VIth semester

13 responses

Publish analytics

Name of the Student:

13 responses

Sydneyreo A Sangma

Nitish Neogi

Chianik D Marak

Frecyamanchi Ch Marak

Tibath Ch Marak

Sengbath R Marak

Silgamchi M.Sangma

Galchi N Sangma

Nikita koch

Tura Government College

Adam Tuestober D Shira

Riksmiyan B Marak

John wesley m marak

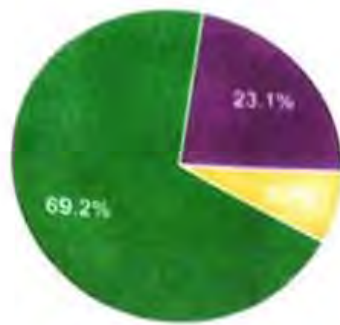
ENGLISH  
DEPARTMENT





#### 4. Curriculum is having a good academic flexibility


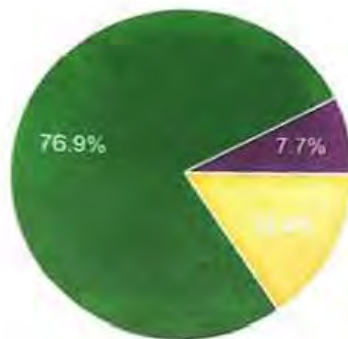
13 responses

 Copy


- 4 - Strongly disagree
- 3 - Disagree
- 2 - Neutral
- 1 - Agree
- 0 - Strongly agree

#### 5. Curriculum delivery adheres to the academic calendar

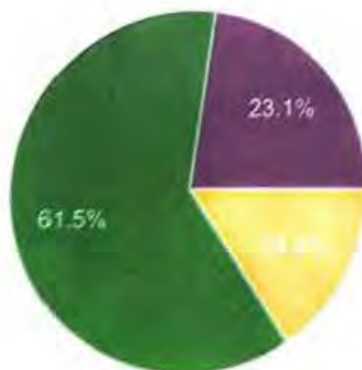
13 responses

 Copy


- 4 - Strongly disagree
- 3 - Disagree
- 2 - Neutral
- 1 - Agree
- 0 - Strongly agree

#### 6. Curriculum enhanced professional ethics, gender, human values and environmental awareness

13 responses

 Copy


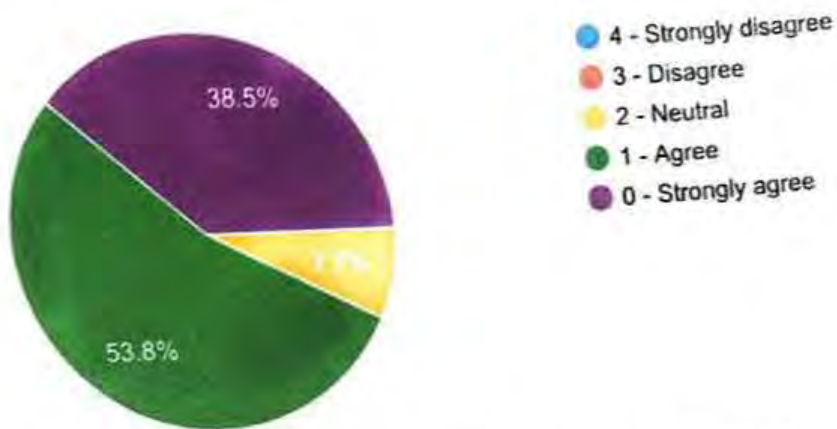
- 4 - Strongly disagree
- 3 - Disagree
- 2 - Neutral
- 1 - Agree
- 0 - Strongly agree



7. Curriculum includes activities for the overall development of a student




13 responses



This content is neither created nor endorsed by Google. [Report Abuse](#) - [Terms of Service](#) - [Privacy Policy](#)

Google Forms



  
Principal  
Tura Govt College, Tura.



**NAAC**  
**CRITERIA-1**  
**Survey on curriculum Feedback**  
**(Department of Education)**  
**VI<sup>th</sup> Semester-2022**  
**No. of respondents: 30**



**Introduction:** Survey on Curriculum feedback was done for the VI<sup>th</sup> Semester students' Education Honours. Questionnaires were being sent in the Google form to the students. Link was provided to them in which the responses were submitted. All the 30 (thirty) students have responded to the questionnaires. According to their responses the data has been analysed and interpreted.

**ANALYSIS AND INTERPRETATION OF DATA:**

**TABLE 1.01: Showing the percentage of student regarding curriculum planned and effectiveness.**

| I. Curriculum is well planned and effective |       |                 |       |
|---|-------|-----------------|-------|
| Variable                                    | Grade | No. of Response | %     |
| Strongly agree                              | 4     | 14              | 46.7% |
| Agree                                       | 3     | 16              | 53.3% |
| Neutral                                     | 2     | 0               | 0     |
| Disagree                                    | 1     | 0               | 0     |
| Strongly disagree                           | 0     | 0               | 0     |

The above table shows that 46.7% of the students have strongly agreed and 53.3% have agreed to the above statement given to them. No students have given neutral, disagree and strongly disagree response. Therefore, it can be assumed that the students are of the opinion that the Curriculum is well planned and effective.

**Fig. 1.02: Pie Chart representation of the student response to statement No. 1**



Table 2.01: Showing the percentage the student's in responses to statement no.2



| 2. Current Curriculum is need-based |       |                 |       |
|-------------------------------------|-------|-----------------|-------|
| Variable                            | Grade | No. of Response | %     |
| Strongly agree                      | 4     | 11              | 36.6% |
| Agree                               | 3     | 19              | 63.3% |
| Neutral                             | 2     | 0               | 0     |
| Disagree                            | 1     | 0               | 0     |
| Strongly disagree                   | 0     | 0               | 0     |

The table above shows that 63.3% of the students have agreed to the statement mentioned above. And 36.6% of the students strongly agreed while no students are found to be neutral, disagree or strongly disagree in their opinion that curriculum is need based.

Therefore, it may be noticed that most of the students felt that the curriculum is relevant and according to their needs and interests.

Fig 2.02: Pie Chart representation of the student response to statement No. 2

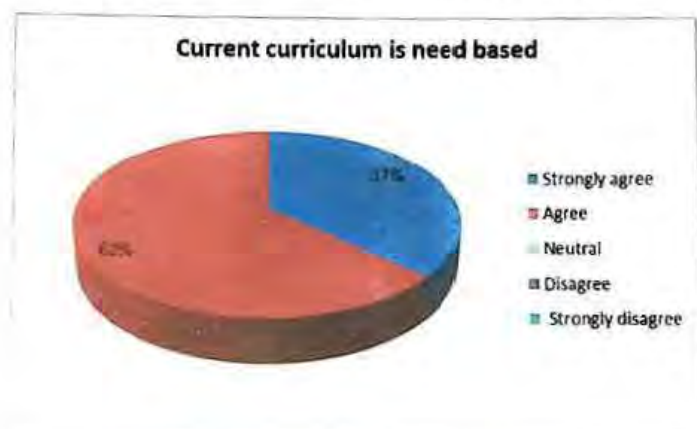


Table 3.01: Showing the percentage of students in response to Statement No. 3

| 3. Curriculum is well- updated |       |                 |       |
|--------------------------------|-------|-----------------|-------|
| Variable                       | Grade | No. of Response | %     |
| Strongly agree                 | 4     | 10              | 33.3% |
| Agree                          | 3     | 17              | 56.7% |
| Neutral                        | 2     | 2               | 6.7%  |
| Disagree                       | 1     | 1               | 3.3%  |
| Strongly disagree              | 0     | 0               | 0%    |

The above table shows that 33.3% of the students have strongly agreed and 56.7% have agreed to the statement mentioned above. It is also noticed that 6.7% students have given a neutral response and 3.3% have disagreed while no student has strongly disagreed





This shows that most of the students were of the opinion that the subject content is updated and only few students were not sure enough to express their views and hence have given a neutral answer.

Fig. 3.02: Pie Chart representation of the student response to statement No. 3

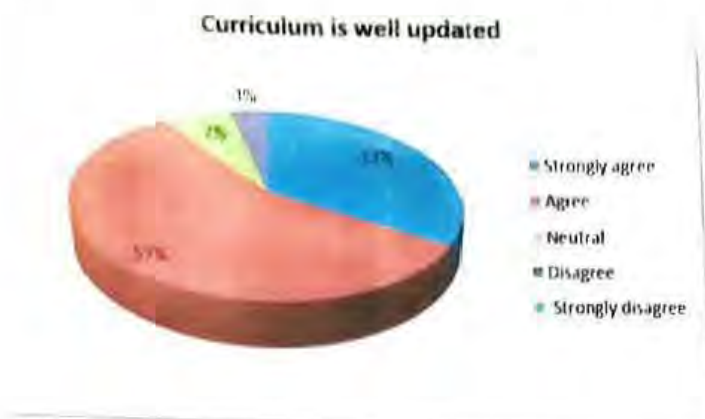


Table 4.01 : Showing percentage of student response statement No.4

| 4. Programmes outcomes of the curriculum is well defined. |       |                 |       |  |
|---|-------|-----------------|-------|--|
| Variable  | Grade | No. of Response | %     |  |
| Strongly agree  | 4     | 9               | 30%   |  |
| Agree   | 3     | 19              | 63.3% |  |
| Neutral   | 2     | 2               | 6.7%  |  |
| Disagree  | 1     | 0               | 0%    |  |
| Strongly disagree   | 0     | 0               | 0%    |  |

From the table shown above, it is observed that majority of the students i.e. 63.3% have agreed and 30% have strongly agreed that the programme outcome of the curriculum is well defined. Only 6.7% have given a neutral answer. The reason maybe they have little knowledge or are not sure on the programme outcome of the curriculum. However, no students have disagreed to the above statement.

Fig. 4.02 :Pie Chart representation of the student response to statement No. 4

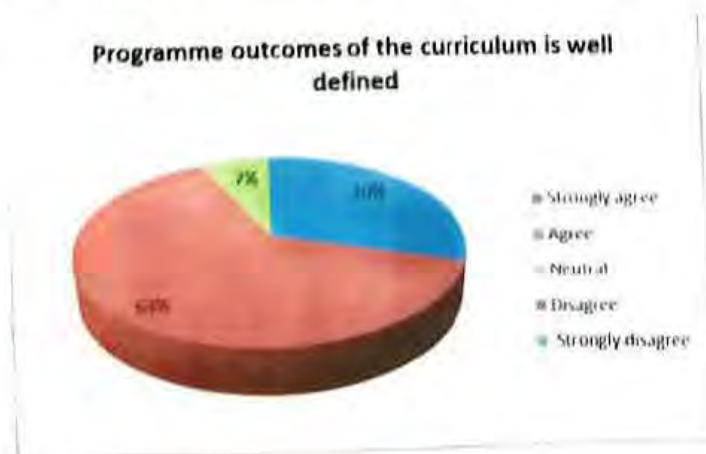


Table 5.01: Showing the percentage of the students in response to statement no.5



5. Curriculum is having a good academic flexibility

| Variable          | Grade | No. of Response | %     |
|-------------------|-------|-----------------|-------|
| Strongly agree    | 4     | 10              | 33.3% |
| Agree             | 3     | 18              | 60%   |
| Neutral           | 2     | 1               | 3.3%  |
| Disagree          | 1     | 1               | 3.3%  |
| Strongly disagree | 0     | 0               | 0%    |

The table 5:01 shows that 60% of the students have agreed, 33% have strongly agreed and 3.3% each have given a neutral and disagree response that there is good flexibility on the curriculum imparted to them. This shows that majority of them are able to adapt and adjust according to their needs and capabilities.

Fig 5.02: Pie Chart representation of the student response to statement No. 5

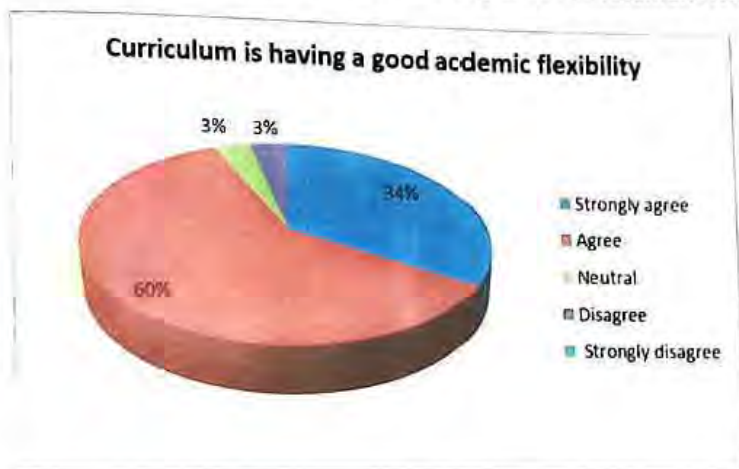


Table 6.01: Table showing percentage of student's response to statement no. 6

6. Curriculum delivery adheres to the academic calendar

| Variable          | Grade | No. of Response | %     |
|-------------------|-------|-----------------|-------|
| Strongly agree    | 4     | 7               | 23.3% |
| Agree             | 3     | 20              | 66.7% |
| Neutral           | 2     | 1               | 3.3%  |
| Disagree          | 1     | 1               | 3.3%  |
| Strongly disagree | 0     | 1               | 3.3%  |

It is indicated from the table above that 66.6% have agreed and 23.3% have strongly agreed to the above statement. While 3.3% each have given a neutral, disagree and strongly disagree response. Thus it is observed that majority are of the opinion that the curriculum is delivered according to the academic calendar, although there may be some slight change in the scheduled date, as a reason, some student must have disagreed on the given statement.



Fig. 6.02: Pie Chart representation of the student response to statement No. 6

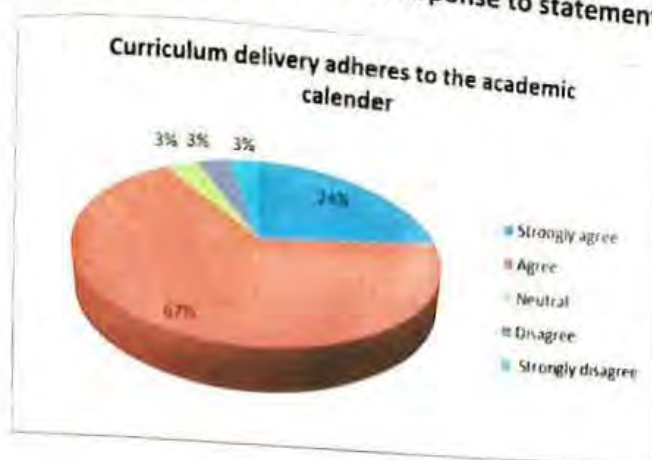
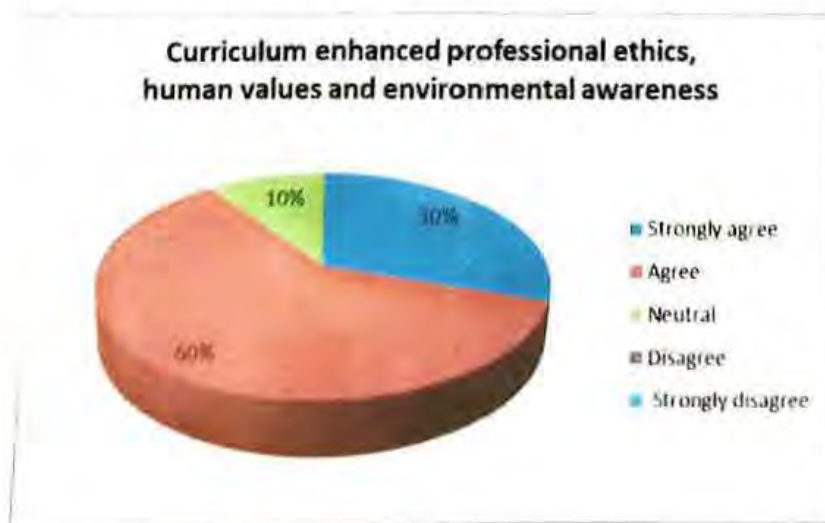


Table:7.01: Table showing percentage of the student's response to statement no. 7

| 7. Curriculum enhanced professional ethics, human values and environmental awareness. |       |                 |     |
|---|-------|-----------------|-----|
| Variable  | Grade | No. of Response | %   |
| Strongly agree  | 4     | 9               | 30% |
| Agree   | 3     | 18              | 60% |
| Neutral   | 2     | 3               | 10% |
| Disagree  | 1     | 0               | 0%  |
| Strongly disagree   | 0     | 0               | 0%  |

60% of the students have responded agreed, 30 % have strongly agreed and 10% have given a neutral response to the statement mentioned above. However no students have disagreed and strongly disagreed. Therefore, it is observed that majority of them have benefitted in regard to ethics, human values and environmental awareness through the curriculum imparted to them in the institution.

Fig. 7.02: Pie Chart representation of the student response to statement No. 7



### Findings:-



The above analyses have yielded some significant findings. In responses given by the students the overall findings have been presented below:

- From the analyses, it was found that majority of the students responded positively i.e. they have given a strongly agreed and agreed responses. This shows that the students have achieved learning and acquired knowledge skills and attitudes.
- Very few students have given a neutral response on some statements. This shows that they are confused or they still need to have a better understanding on the curriculum imparted to them.

### Action Taken:

- Orientations were provided in the beginning of the session and highlighting them about the curriculum and its outcomes.
- Encourage them to study by giving home assignments and class test.
- Strict attendance is maintained.
- Guidance and counselling were extended to them whenever they need on various issues.

### Teachers Feedback:

Teachers are quite satisfied with the student's response but wish that the student develop good study habit for good academic performance. ICT class room and proper sound system is required for effective classroom transaction. Teachers are also satisfied to some extent with the curriculum but felt that it should be reviewed which will be at par with the CUET syllabus. So that it will be easy for the students to prepare for their entrance exams. Teachers can also review their performance in order to make the class interesting and motivate students to learn.

### Summary:

From the survey on curriculum feedback conducted for VI<sup>th</sup> Semester class, it was found that the curriculum imparted to them has helped the students gain knowledge to some extent for the future educational practices. The methods of teaching and learning implemented are found to be quite effective for the students. Although, educational tours or field trips can be included that will give them more exposure for their practical studies. It is observed that the curriculum provided lies within their capacity to understand since majority of the students are able to respond positively to the questionnaire.

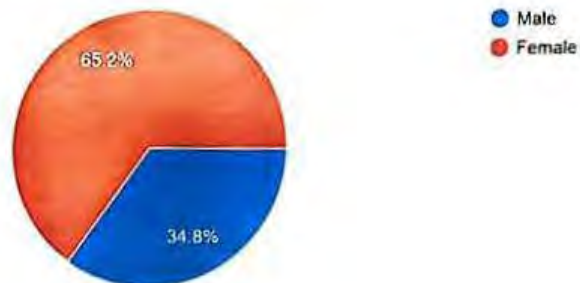
Head of the department:

Principal  
Tura Govt. College, Tura.

**Students Feedback on Curriculum 2021-2022**  
**DEPARTMENT OF HISTORY**  
**VI-SEMESTER HONOURS**



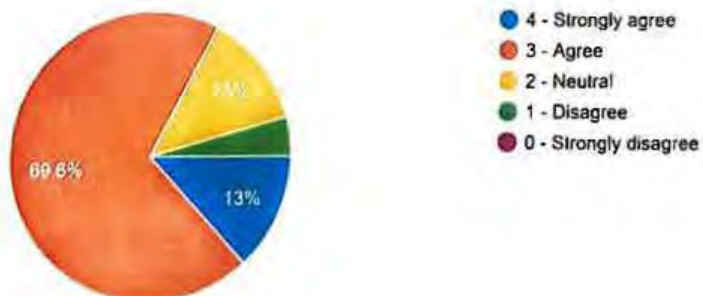
1. Gender  
 23 responses



2. Curriculum delivery is well planned and effective Mark only one  
 23 responses

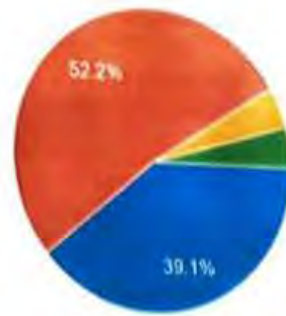


3. Current curriculum is need based Mark only one  
 23 responses



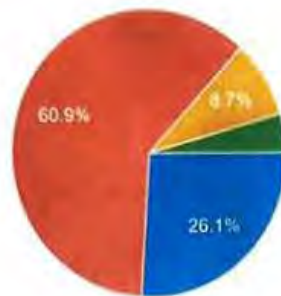


4. Curriculum is well updated Mark only one  
23 responses



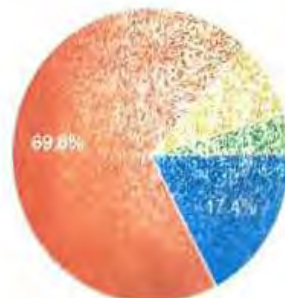
4 - Strongly agree  
3 - Agree  
2 - Neutral  
1 - Disagree  
0 - Strongly disagree

5. Programme outcome of the curriculum is well defined Mark only one  
23 responses



4 - Strongly agree  
3 - Agree  
2 - Neutral  
1 - Disagree  
0 - Strongly disagree

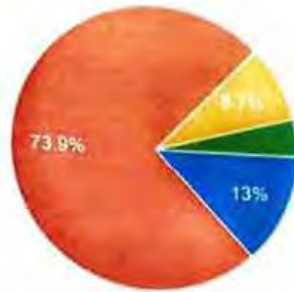
6. Curriculum is having a good academic flexibility Mark only one  
23 responses



4 - Strongly agree  
3 - Agree  
2 - Neutral  
1 - Disagree  
0 - Strongly disagree

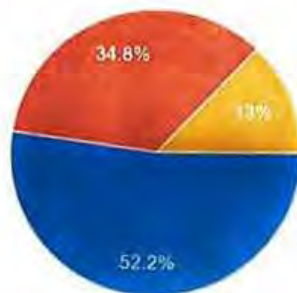


7. Curriculum delivery adheres to the academic calendar Mark only one  
23 responses



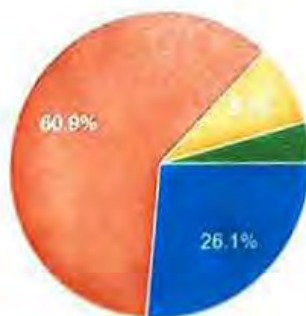
- 4 - Strongly agree
- 3 - Agree
- 2 - Neutral
- 1 - Disagree
- 0 - Strongly disagree

8. Curriculum includes practical/field trips/ study tours as activities Mark only one  
23 responses




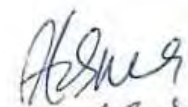
- 4 - Strongly agree
- 3 - Agree
- 2 - Neutral
- 1 - Disagree
- 0 - Strongly disagree

9. Curriculum enhanced professional ethics, gender, human values and environmental awareness Mark only one  
23 responses



- 4 - Strongly agree
- 3 - Agree
- 2 - Neutral
- 1 - Disagree
- 0 - Strongly disagree

  
Principal  
Tura Govt. College, Tura.

  
HOD (Associate Professor)  
(History Department)  
Tura Govt. College  
Tura



## TURA GOVERNMENT COLLEGE:: TURA


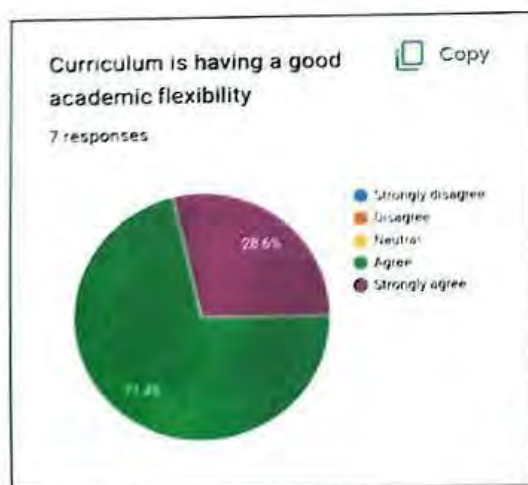
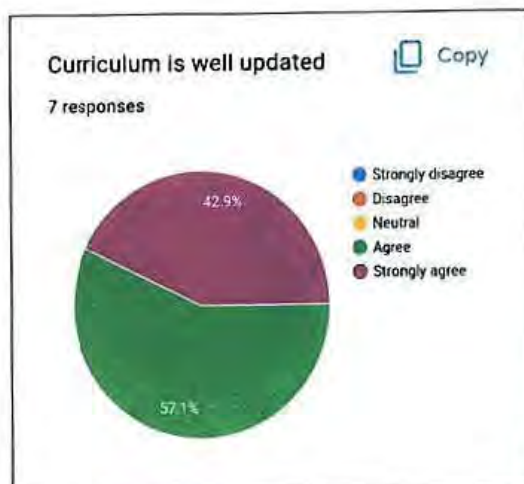
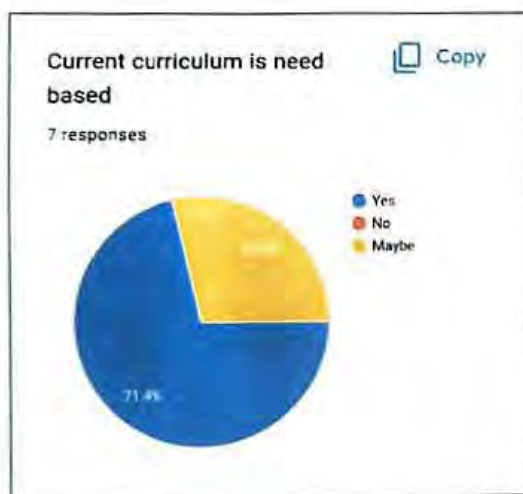
### DEPARTMENT OF GEOGRAPHY

#### STUDENTS FEEDBACK ON CURRICULUM 2021-2022


##### Sixth semester

Receiving feedback from students is becoming more common in higher education. The purpose of creating these kind of feedbacks is to see how effective the teaching and learning environments are in the department and the college at large.

Below are the chart and diagrams of the feedbacks received from the students on curriculum based on the number of respondents.



  
Principal,  
Tura Govt. College, Tura

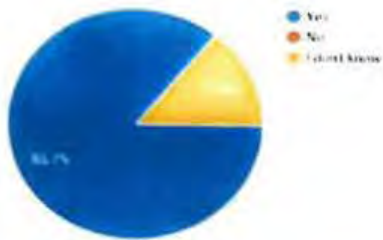
  
HOD  
Department of Geography  
Tura Govt. College, Tura



Curriculum includes practical/field trips/ study tours as activities

Copy

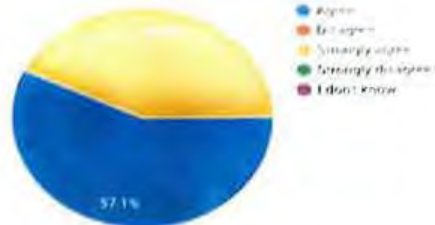
7 responses



Curriculum enhanced professional ethics, gender, human values and environmental awareness

Copy


7 responses



Programmes outcomes of the curriculum is well defined

Copy

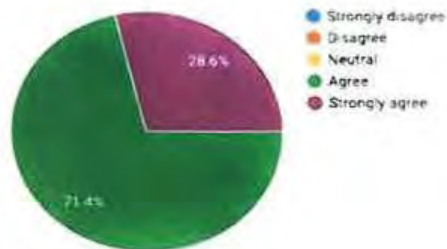
7 responses



Curriculum delivery is planned and effective

Copy

7 responses



Principal,  
Govt College, Tura

Principal,  
Govt College, Tura

S1902895

S2202879

S2202885

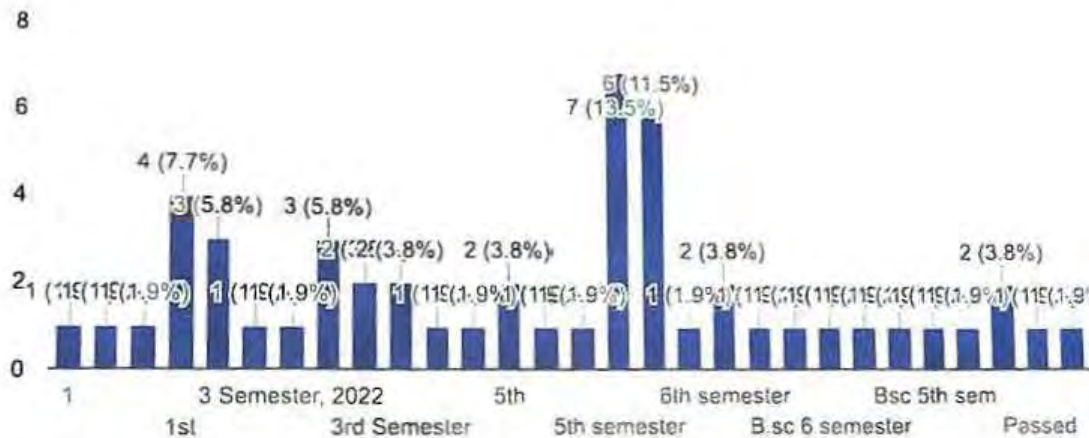
S2002885

Zoology Department

Semester

52 responses

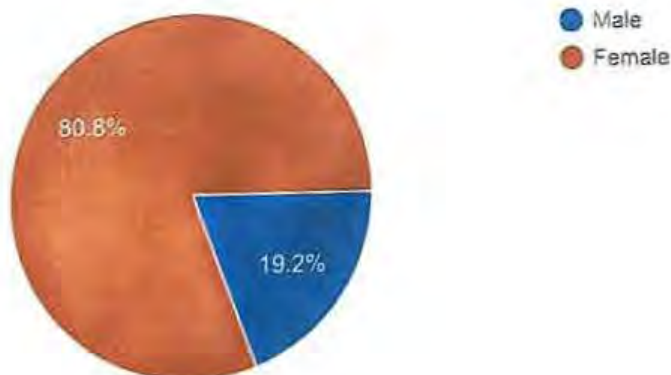
Copy



Gender

52 responses


Copy



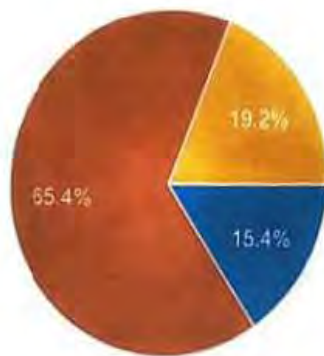
Principal  
Tura Govt. College, Tura.



Curriculum delivery is well planned and effective?

 Copy

52 responses

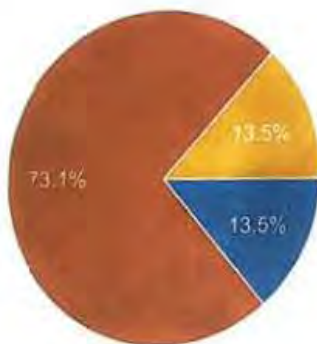


- 4- Strongly agree
- 3- Agree
- 2- Neutral
- 1- Disagree
- 0- Strongly disagree

2. Current curriculum is need based.

 Copy

52 responses

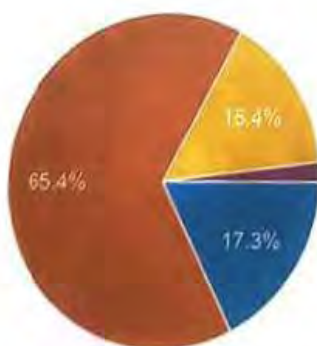


- 4- Strongly agree
- 3- Agree
- 2- Neutral
- 1- Disagree
- 0- Strongly disagree


3. Curriculum is well updated.

 Copy

52 responses



- 4- Strongly agree
- 3- Agree
- 2- Neutral
- 1- Disagree
- 0- Strongly disagree

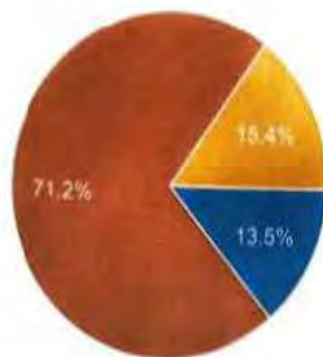
  
HOD  
Dept. of Zoology  
Tura Govt. College, Tura.

  
Principal  
Tura Govt. College, Tura.



Programme outcomes of the curriculum is well defined.  
52 responses

 Copy

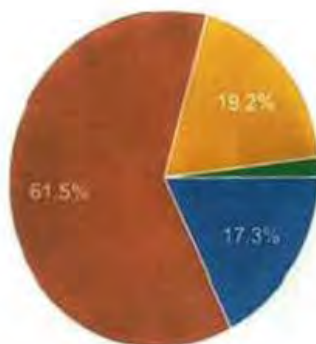


- 4- Strongly agree
- 3- Agree
- 2- Neutral
- 1- Disagree
- 0- Strongly disagree

5. Curriculum is having a good academic flexibility.

52 responses

 Copy

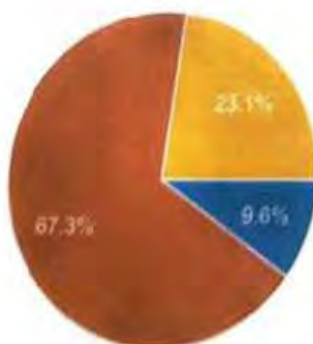


- 4- Strongly agree
- 3- Agree
- 2- Neutral
- 1- Disagree
- 0- Strongly disagree


6. Curriculum delivery adheres to the academic calender.

52 responses

 Copy

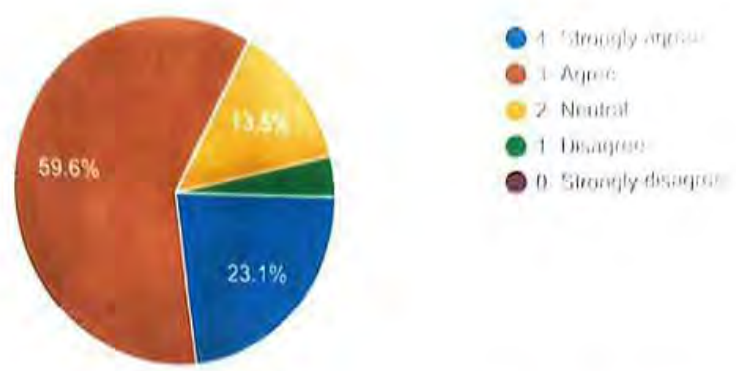


- 4- Strongly agree
- 3- Agree
- 2- Neutral
- 1- Disagree
- 0- Strongly disagree

  
Principal  
Tura Govt. College, Tura.

Curriculum includes practical/field trips/study tours as activities  
52 responses

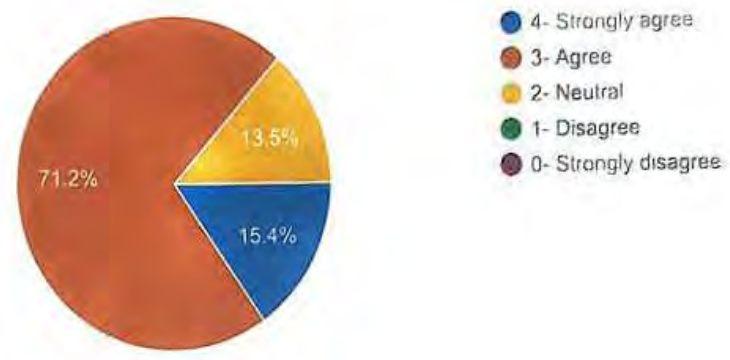
 Copy



8. Curriculum enhanced professional ethics, gender, human values and environmental awareness.

 Copy

52 responses



This content is neither created nor endorsed by Google. [Report Abuse](#) - [Terms of Service](#) - [Privacy Policy](#)

Google Forms

  
Principal  
Tura Govt. College, Tura.

  
HOD  
Dept. of Zoology  
Tura Govt. College, Tura.





**NAAC**  
**CRITERIA-I**  
**SURVEY ON CURRICULUM FEEDBACK FOR 2021-2022**  
**Botany Department**  
**1<sup>st</sup> semester**

1. Curriculum delivery is well planned and effective

| Variable          | Grade | Total number of Responders | No. of Response | %     |
|-------------------|-------|----------------------------|-----------------|-------|
| a) Strongly agree | 4     | 20                         | 2               | 10.00 |
| b) Agree          | 3     |                            | 9               | 45.00 |
| c) Neutral        | 2     |                            | 9               | 45.00 |
| d) Agree          | 1     |                            | 0               | 0.00  |
| e) Agree          | 0     |                            | 0               | 0.00  |

2. Current curriculum is need based

| Variable          | Grade | Total number of Responders | No. of Response | %     |
|-------------------|-------|----------------------------|-----------------|-------|
| a) Strongly agree | 4     | 20                         | 3               | 15.00 |
| b) Agree          | 3     |                            | 14              | 70.00 |
| c) Neutral        | 2     |                            | 3               | 15.00 |
| d) Agree          | 1     |                            | 0               | 0.00  |
| e) Agree          | 0     |                            | 0               | 0.00  |

3. Curriculum is well updated

| Variable          | Grade | Total number of Responders | No. of Response | %     |
|-------------------|-------|----------------------------|-----------------|-------|
| a) Strongly agree | 4     | 20                         | 0               | 0.00  |
| b) Agree          | 3     |                            | 17              | 85.00 |
| c) Neutral        | 2     |                            | 3               | 15.00 |
| d) Agree          | 1     |                            | 0               | 0.00  |
| e) Agree          | 0     |                            | 0               | 0.00  |

4. Programmes outcomes of the curriculum is well defined

| Variable          | Grade | Total number of Responders | No. of Response | %     |
|-------------------|-------|----------------------------|-----------------|-------|
| a) Strongly agree | 4     | 20                         | 4               | 20.00 |
| b) Agree          | 3     |                            | 12              | 60.00 |
| c) Neutral        | 2     |                            | 4               | 20.00 |
| d) Agree          | 1     |                            | 0               | 0.00  |
| e) Agree          | 0     |                            | 0               | 0.00  |

  
Principal  
Tura Govt. College, Tura.

  
Head of Department,  
Botany Department,  
Tura Govt. College.





5. Curriculum is having a good academic flexibility


| Variable          | Grade | Total number of Responders | No. of Response | %     |
|-------------------|-------|----------------------------|-----------------|-------|
| a) Strongly agree | 4     | 20                         | 3               | 15.00 |
| b) Agree          | 3     |                            | 12              | 60.00 |
| c) Neutral        | 2     |                            | 5               | 25.00 |
| d) Agree          | 1     |                            | 0               | 0.00  |
| e) Agree          | 0     |                            | 0               | 0.00  |

6. Curriculum delivery adheres to the academic calendar

| Variable          | Grade | Total number of Responders | No. of Response | %     |
|-------------------|-------|----------------------------|-----------------|-------|
| f) Strongly agree | 4     | 20                         | 2               | 10.00 |
| g) Agree          | 3     |                            | 11              | 55.00 |
| h) Neutral        | 2     |                            | 7               | 35.00 |
| i) Agree          | 1     |                            | 0               | 0.00  |
| j) Agree          | 0     |                            | 0               | 0.00  |

7. Curriculum includes practical/ field trips/ study tours as activities

| Variable          | Grade | Total number of Responders | No. of Response | %     |
|-------------------|-------|----------------------------|-----------------|-------|
| f) Strongly agree | 4     | 20                         | 4               | 20.00 |
| g) Agree          | 3     |                            | 13              | 65.00 |
| h) Neutral        | 2     |                            | 3               | 15.00 |
| i) Agree          | 1     |                            | 0               | 0.00  |
| j) Agree          | 0     |                            | 0               | 0.00  |

  
Principal  
Tura Govt. College, Tura.

  
Head of Department,  
Botany Department,  
Tura Govt. College.

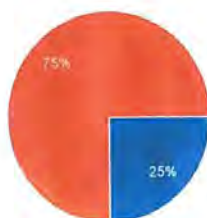


# TURA GOVERNMENT COLLEGE, TURA

## STUDENTS FEEDBACK ON CURRICULUM 2021-2022 DEPARTMENT OF BOTANY 1st SEMESTER HONOURS

### Gender

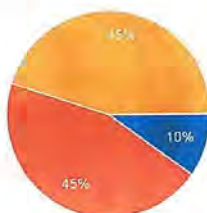
20 responses




- Male
- Female
- Others

### Curriculum delivery is well planned and effective

20 responses



- 4 - Strongly agree
- 3 - Agree
- 2 - Neutral
- 1 - Disagree
- 0 - Strongly disagree

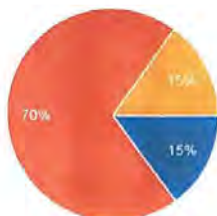
  
Principal  
Tura Govt. College, Tura.

  
Head of Department,  
Botany Department,  
Tura Govt. College.



### Current curriculum is need based

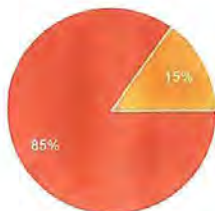
20 responses



- 4 - Strongly agree
- 3 - Agree
- 2 - Neutral
- 1 - Disagree
- 0 - Strongly disagree

### Curriculum is well updated

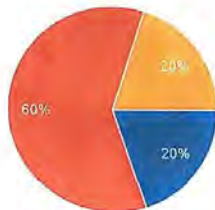
20 responses




- 4 - Strongly agree
- 3 - Agree
- 2 - Neutral
- 1 - Disagree
- 0 - Strongly disagree

### Programmes outcomes of the curriculum is well defined

20 responses



- 4 - Strongly agree
- 3 - Agree
- 2 - Neutral
- 1 - Disagree
- 0 - Strongly disagree

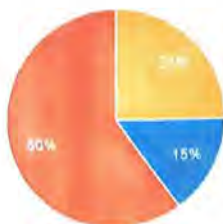
  
Principal  
Tura Govt. College, Tura.

  
Head of Department,  
Botany Department,  
Tura Govt. College.



Curriculum is having a good academic flexibility

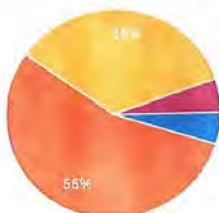
20 responses



- 4 - Strongly agree
- 3 - Agree
- 2 - Neutral
- 1 - Disagree
- 0 - Strongly disagree

Curriculum delivery adheres to the academic calendar

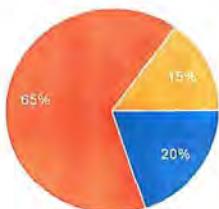
20 responses




- 4 - Strongly agree
- 3 - Agree
- 2 - Neutral
- 1 - Disagree
- 0 - Strongly disagree

Curriculum includes practical/ field trips/ study tours as activities

20 responses



- 4 - Strongly agree
- 3 - Agree
- 2 - Neutral
- 1 - Disagree
- 0 - Strongly disagree

  
Principal  
Tura Govt. College, Tura.

  
Head of Department,  
Botany Department,  
Tura Govt. College.





**NAAC**  
**CRITERIA-I**  
**SURVEY ON CURRICULUM FEEDBACK FOR 2021-2022**  
**Botany Department**  
**3<sup>rd</sup> semester**

1. Curriculum delivery is well planned and effective

| Variable          | Grade | Total number of Responders | No. of Response | %     |
|-------------------|-------|----------------------------|-----------------|-------|
| a) Strongly agree | 4     | 15                         | 5               | 33.33 |
| b) Agree          | 3     |                            | 7               | 46.66 |
| c) Neutral        | 2     |                            | 3               | 20.00 |
| d) Agree          | 1     |                            | 0               | 0.00  |
| e) Agree          | 0     |                            | 0               | 0.00  |

2. Current curriculum is need based

| Variable          | Grade | Total number of Responders | No. of Response | %     |
|-------------------|-------|----------------------------|-----------------|-------|
| a) Strongly agree | 4     | 15                         | 3               | 20.00 |
| b) Agree          | 3     |                            | 10              | 66.66 |
| c) Neutral        | 2     |                            | 2               | 13.33 |
| d) Agree          | 1     |                            | 0               | 0.00  |
| e) Agree          | 0     |                            | 0               | 0.00  |

3. Curriculum is well updated

| Variable          | Grade | Total number of Responders | No. of Response | %     |
|-------------------|-------|----------------------------|-----------------|-------|
| a) Strongly agree | 4     | 15                         | 5               | 33.33 |
| b) Agree          | 3     |                            | 10              | 66.66 |
| c) Neutral        | 2     |                            | 0               | 0.00  |
| d) Agree          | 1     |                            | 0               | 0.00  |
| e) Agree          | 0     |                            | 0               | 0.00  |

4. Programmes outcomes of the curriculum is well defined

| Variable          | Grade | Total number of Responders | No. of Response | %     |
|-------------------|-------|----------------------------|-----------------|-------|
| a) Strongly agree | 4     | 15                         | 5               | 33.33 |
| b) Agree          | 3     |                            | 8               | 53.33 |
| c) Neutral        | 2     |                            | 2               | 13.33 |
| d) Agree          | 1     |                            | 0               | 0.00  |
| e) Agree          | 0     |                            | 0               | 0.00  |

  
Principal  
Tura Govt. College, Tura.

  
Head of Department,  
Botany Department,  
Tura Govt. College.



5. Curriculum is having a good academic flexibility

| Variable          | Grade | Total number of Responders | No. of Response | %     |
|-------------------|-------|----------------------------|-----------------|-------|
| a) Strongly agree | 4     | 15                         | 5               | 33.33 |
| b) Agree          | 3     |                            | 7               | 46.66 |
| c) Neutral        | 2     |                            | 3               | 20.00 |
| d) Agree          | 1     |                            | 0               | 0.00  |
| e) Agree          | 0     |                            | 0               | 0.00  |

6. Curriculum delivery adheres to the academic calendar

| Variable          | Grade | Total number of Responders | No. of Response | %     |
|-------------------|-------|----------------------------|-----------------|-------|
| f) Strongly agree | 4     | 15                         | 5               | 33.33 |
| g) Agree          | 3     |                            | 7               | 46.66 |
| h) Neutral        | 2     |                            | 3               | 20.00 |
| i) Agree          | 1     |                            | 0               | 0.00  |
| j) Agree          | 0     |                            | 0               | 0.00  |

7. Curriculum includes practical/ field trips/ study tours as activities

| Variable          | Grade | Total number of Responders | No. of Response | %     |
|-------------------|-------|----------------------------|-----------------|-------|
| f) Strongly agree | 4     | 15                         | 6               | 40.00 |
| g) Agree          | 3     |                            | 9               | 60.00 |
| h) Neutral        | 2     |                            | 0               | 0.00  |
| i) Agree          | 1     |                            | 0               | 0.00  |
| j) Agree          | 0     |                            | 0               | 0.00  |

  
Principal  
Tura Govt. College, Tura.

  
Head of Department,  
Botany Department,  
Tura Govt. College.

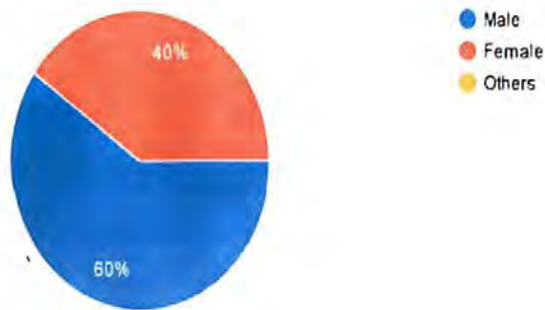


# TURA GOVERNMENT COLLEGE, TURA

## STUDENTS FEEDBACK ON CURRICULUM 2021-2022 DEPARTMENT OF BOTANY 3rd SEMESTER HONOURS

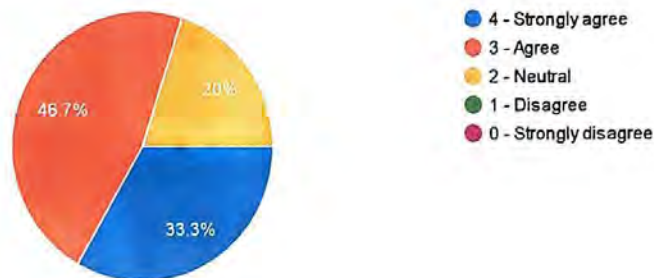
### Gender

15 responses



### Curriculum delivery is well planned and effective

15 responses



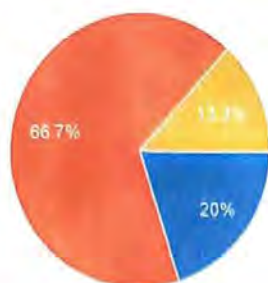
  
Principal  
Tura Govt. College, Tura.

  
Head of Department,  
Botany Department,  
Tura Govt. College.



### Current curriculum is need based

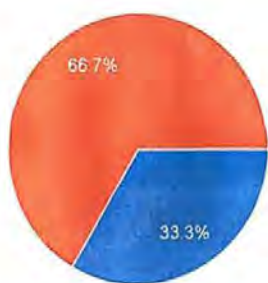
15 responses



- 4 - Strongly agree
- 3 - Agree
- 2 - Neutral
- 1 - Disagree
- 0 - Strongly disagree

### Curriculum is well updated

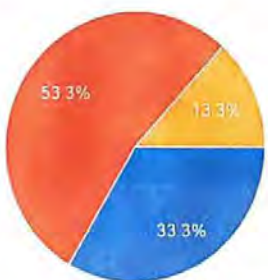
15 responses



- 4 - Strongly agree
- 3 - Agree
- 2 - Neutral
- 1 - Disagree
- 0 - Strongly disagree

### Programmes outcomes of the curriculum is well defined

15 responses



- 4 - Strongly agree
- 3 - Agree
- 2 - Neutral
- 1 - Disagree
- 0 - Strongly disagree

  
Principal  
Tura Govt. College, Tura.

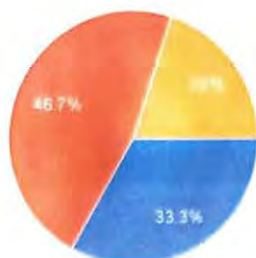
  
Head of Department,  
Botany Department,  
Tura Govt. College.





Curriculum is having a good academic flexibility

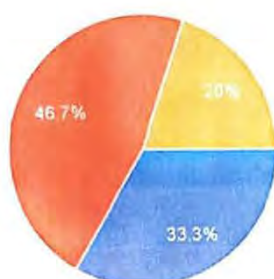
15 responses



- 4 - Strongly agree
- 3 - Agree
- 2 - Neutral
- 1 - Disagree
- 0 - Strongly disagree

Curriculum delivery adheres to the academic calendar

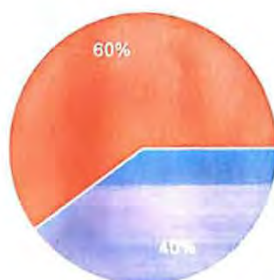
15 responses



- 4 - Strongly agree
- 3 - Agree
- 2 - Neutral
- 1 - Disagree
- 0 - Strongly disagree


Curriculum includes practical/ field trips/ study tours as activities

15 responses



- 4 - Strongly agree
- 3 - Agree
- 2 - Neutral
- 1 - Disagree
- 0 - Strongly disagree

\*\*\*\*\*

  
Principal  
Tura Govt. College, Tura.

  
Head of Department,  
Botany Department,  
Tura Govt. College.



**NAAC**  
**CRITERIA-I**  
**SURVEY ON CURRICULUM FEEDBACK FOR 2021-2022**  
**Botany Department**  
**5<sup>th</sup> semester**

1. Curriculum delivery is well planned and effective

| Variable          | Grade | Total number of Responders | No. of Response | %     |
|-------------------|-------|----------------------------|-----------------|-------|
| a) Strongly agree | 4     | 12                         | 1               | 8.33  |
| b) Agree          | 3     |                            | 10              | 83.33 |
| c) Neutral        | 2     |                            | 1               | 8.33  |
| d) Agree          | 1     |                            | 0               | 0.00  |
| e) Agree          | 0     |                            | 0               | 0.00  |

2. Current curriculum is need based


| Variable          | Grade | Total number of Responders | No. of Response | %     |
|-------------------|-------|----------------------------|-----------------|-------|
| a) Strongly agree | 4     | 12                         | 2               | 16.66 |
| b) Agree          | 3     |                            | 8               | 66.66 |
| c) Neutral        | 2     |                            | 2               | 16.66 |
| d) Agree          | 1     |                            | 0               | 0.00  |
| e) Agree          | 0     |                            | 0               | 0.00  |

3. Curriculum is well updated

| Variable          | Grade | Total number of Responders | No. of Response | %     |
|-------------------|-------|----------------------------|-----------------|-------|
| a) Strongly agree | 4     | 12                         | 1               | 8.33  |
| b) Agree          | 3     |                            | 10              | 83.33 |
| c) Neutral        | 2     |                            | 1               | 8.33  |
| d) Agree          | 1     |                            | 0               | 0.00  |
| e) Agree          | 0     |                            | 0               | 0.00  |

4. Programmes outcomes of the curriculum is well defined

| Variable          | Grade | Total number of Responders | No. of Response | %     |
|-------------------|-------|----------------------------|-----------------|-------|
| a) Strongly agree | 4     | 12                         | 3               | 25.00 |
| b) Agree          | 3     |                            | 7               | 58.33 |
| c) Neutral        | 2     |                            | 2               | 16.66 |
| d) Agree          | 1     |                            | 0               | 0.00  |
| e) Agree          | 0     |                            | 0               | 0.00  |

  
Principal  
Tura Govt. College, Tura.

  
Head of Department,  
Botany Department,  
Tura Govt. College.



5. Curriculum is having a good academic flexibility

| Variable          | Grade | Total number of Responders | No. of Response | %     |
|-------------------|-------|----------------------------|-----------------|-------|
| a) Strongly agree | 4     | 12                         | 2               | 16.66 |
| b) Agree          | 3     |                            | 8               | 66.66 |
| c) Neutral        | 2     |                            | 2               | 16.66 |
| d) Agree          | 1     |                            | 0               | 0.00  |
| e) Agree          | 0     |                            | 0               | 0.00  |

6. Curriculum delivery adheres to the academic calendar

| Variable          | Grade | Total number of Responders | No. of Response | %     |
|-------------------|-------|----------------------------|-----------------|-------|
| f) Strongly agree | 4     | 12                         | 2               | 16.66 |
| g) Agree          | 3     |                            | 9               | 75    |
| h) Neutral        | 2     |                            | 1               | 8.33  |
| i) Agree          | 1     |                            | 0               | 0.00  |
| j) Agree          | 0     |                            | 0               | 0.00  |

7. Curriculum includes practical/ field trips/ study tours as activities

| Variable          | Grade | Total number of Responders | No. of Response | %     |
|-------------------|-------|----------------------------|-----------------|-------|
| f) Strongly agree | 4     | 12                         | 5               | 41.66 |
| g) Agree          | 3     |                            | 2               | 16.66 |
| h) Neutral        | 2     |                            | 5               | 41.66 |
| i) Agree          | 1     |                            | 0               | 0.00  |
| j) Agree          | 0     |                            | 0               | 0.00  |

  
Principal  
Tura Govt. College, Tura.

  
Head of Department,  
Botany Department,  
Tura Govt. College.



# TURA GOVERNMENT COLLEGE, TURA

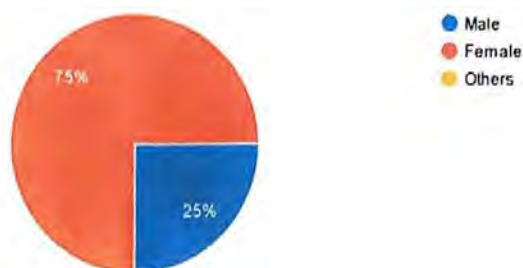
STUDENTS FEEDBACK ON CURRICULUM 2021-2022

DEPARTMENT OF BOTANY

5th SEMESTER HONOURS

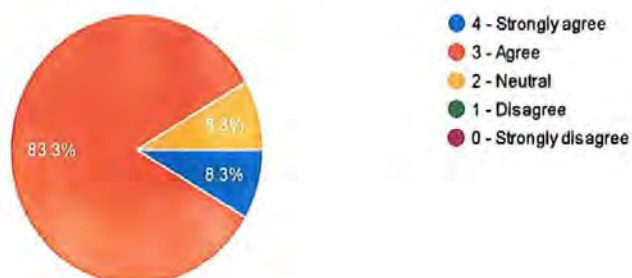
Gender


12 responses



Curriculum delivery is well planned and effective

12 responses



  
Principal  
Tura Govt. College, Tura.

  
Head of Department,  
Botany Department,  
Tura Govt. College.



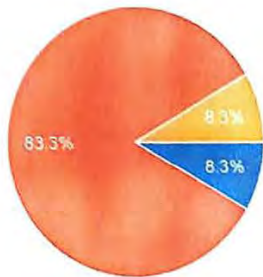


Current curriculum is need based  
12 responses



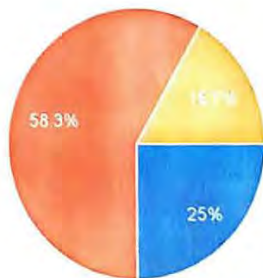
- 4 - Strongly agree
- 3 - Agree
- 2 - Neutral
- 1 - Disagree
- 0 - Strongly disagree

Curriculum is well updated  
12 responses



- 4 - Strongly agree
- 3 - Agree
- 2 - Neutral
- 1 - Disagree
- 0 - Strongly disagree

Programmes outcomes of the curriculum is well defined  
12 responses



- 4 - Strongly agree
- 3 - Agree
- 2 - Neutral
- 1 - Disagree
- 0 - Strongly disagree

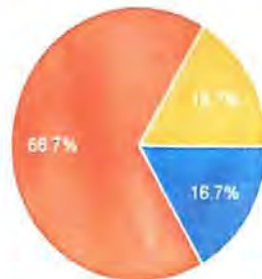
  
Principal  
Tura Govt. College, Tura.

  
Head of Department,  
Botany Department,  
Tura Govt. College.



Curriculum is having a good academic flexibility

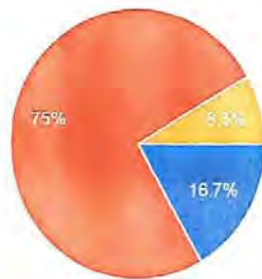
12 responses



- 4 - Strongly agree
- 3 - Agree
- 2 - Neutral
- 1 - Disagree
- 0 - Strongly disagree

Curriculum delivery adheres to the academic calendar

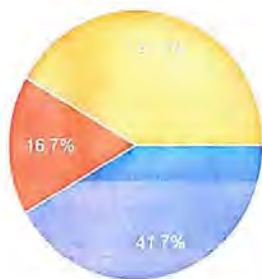
12 responses



- 4 - Strongly agree
- 3 - Agree
- 2 - Neutral
- 1 - Disagree
- 0 - Strongly disagree


Curriculum includes practical/ field trips/ study tours as activities

12 responses



- 4 - Strongly agree
- 3 - Agree
- 2 - Neutral
- 1 - Disagree
- 0 - Strongly disagree

\*\*\*\*\*

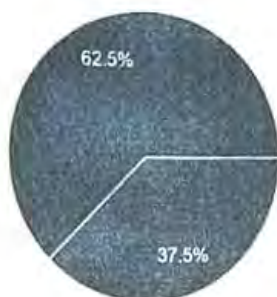
  
Principal  
Tura Govt. College, Tura.

  
Head of Department,  
Botany Department,  
Tura Govt. College.

## Alumni Feedback on Curriculum 2019 Batch. Department of Chemistry

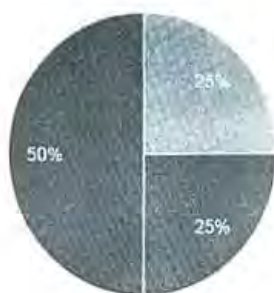


1. Curriculum delivery is well planned and effective  
8 responses



- 4 – Strongly agree
- 3 – Agree
- 2 – Neutral
- 1 – Disagree
- 0 – Strongly disagree

2. Current curriculum is need based  
8 responses



- 4 – Strongly agree
- 3 – Agree
- 2 – Neutral
- 1 – Disagree
- 0 – Strongly disagree

3. Curriculum enhanced employability  
8 responses



- 4 – Strongly agree
- 3 – Agree
- 2 – Neutral
- 1 – Disagree
- 0 – Strongly disagree

4. Curriculum is having a good academic flexibility  
8 responses



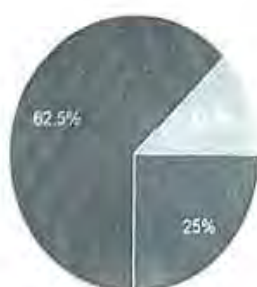
- 4 - Strongly agree
- 3 - Agree
- 2 - Neutral
- 1 - Disagree
- 0 - Strongly disagree

5. Curriculum delivery adheres to the academic calendar  
8 responses



- 4 - Strongly agree
- 3 - Agree
- 2 - Neutral
- 1 - Disagree
- 0 - Strongly disagree

6. Curriculum includes practical/field trips/ study tours as activities  
8 responses



- 4 - Strongly agree
- 3 - Agree
- 2 - Neutral
- 1 - Disagree
- 0 - Strongly disagree



7. Curriculum enhanced professional ethics, gender, human values and environmental awareness  
5 responses




- 4 - Strongly agree
- 3 - Agree
- 2 - Neutral
- 1 - Disagree
- 0 - Strongly disagree

**Summary:**

The survey on curriculum feedback the alumnus 2019 Batch, it was found that a large percentage of the students say that the curriculum is well planned, updated, enhances employability that included practical & experimental learning; it also provided awareness on environmental issue/solution and also good academic flexibility in the current curriculum.

  
Principal  
Jyoti Datta College, Tumkur

  
Head of Department  
Department: Chemistry

**TURA GOVERNMENT COLLEGE, TURA.**  
**(Department of Commerce)**  
**Alumni Feedback on Curriculum 2021-2022.**

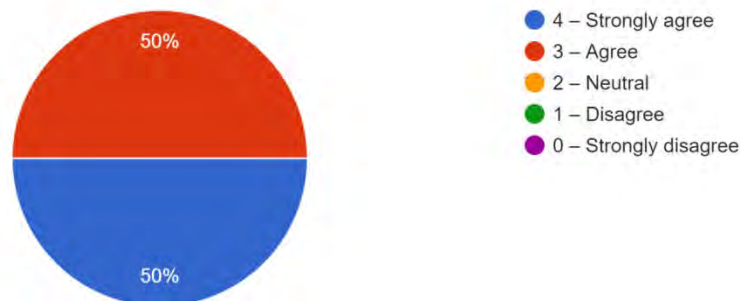
1. Curriculum delivery is well planned and effective

10 responses



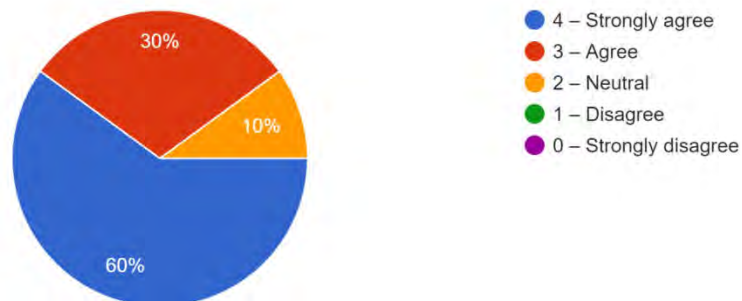
2. Current curriculum is need based

10 responses



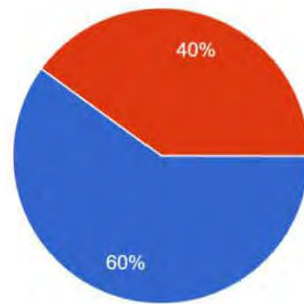
3. Curriculum enhanced employability

10 responses



#### 4. Curriculum is having a good academic flexibility

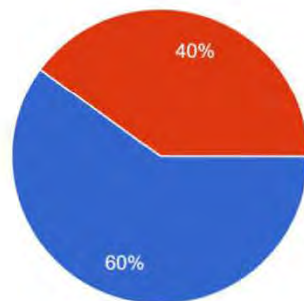
10 responses



- 4 - Strongly agree
- 3 - Agree
- 2 - Neutral
- 1 - Disagree
- 0 - Strongly disagree

#### 5. Curriculum delivery adheres to the academic calendar

10 responses

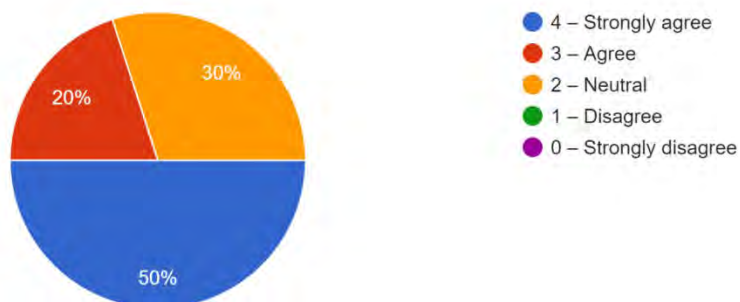


- 4 - Strongly agree
- 3 - Agree
- 2 - Neutral
- 1 - Disagree
- 0 - Strongly disagree



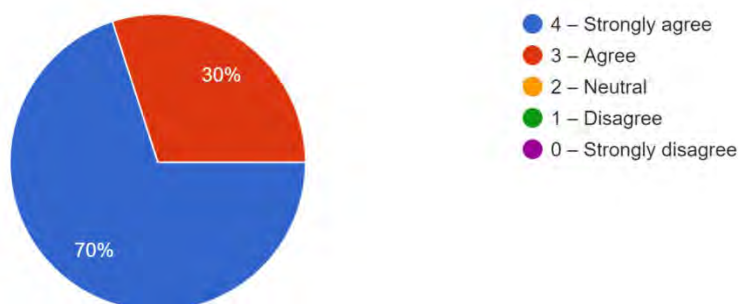
6. Curriculum includes practical/field trips/ study tours as activities

10 responses



7. Curriculum enhanced professional ethics, gender, human values and environmental awareness

10 responses



As per the data being collected, only 10 Alumni out of 39 (25.64% respondents) for the session 2021-2022 has been responded to the feedback questionnaires via google form. The above pie-charts are self-explained scenarios regarding the feedback from the alumni. All of the responses are majority 'strongly agree' or 'agree' to the questionnaires.

Head,  
Department of Commerce,  
Tura Government College.

  
Principal,  
Tura Govt. College, Tura.

Tura Government College,  
Tura.



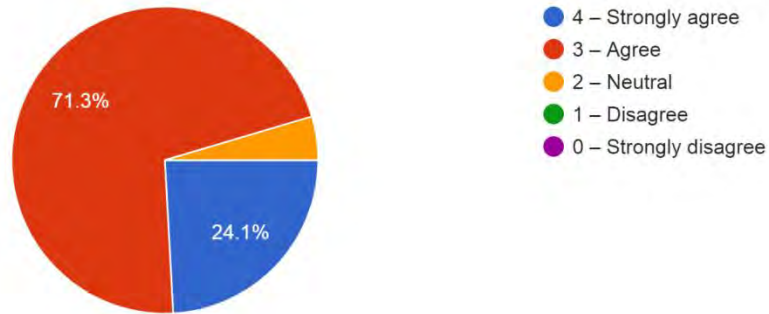


## Teachers Feedback on Curriculum 2021

### Tura Government College, Tura

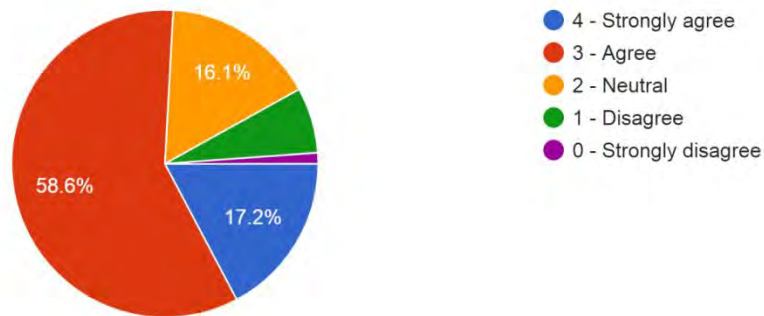
#### 1. Current syllabus is need based

87 responses



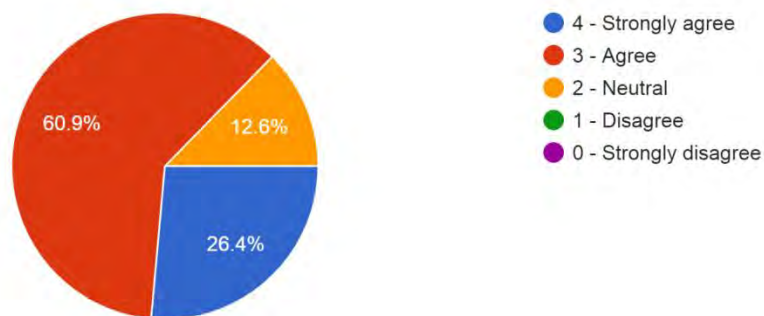
#### 2. Curriculum having current content

87 responses



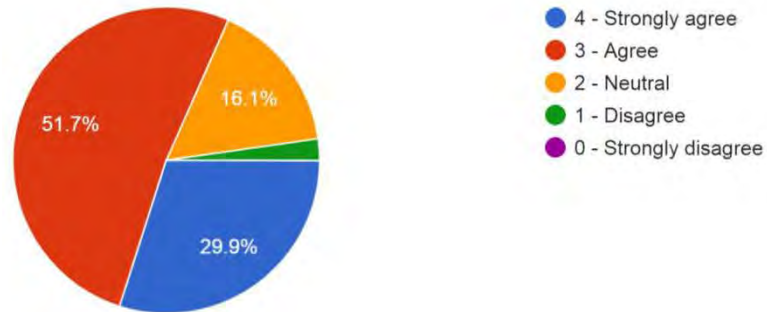
#### 3. Programmes outcomes of the syllabi is well defined

87 responses



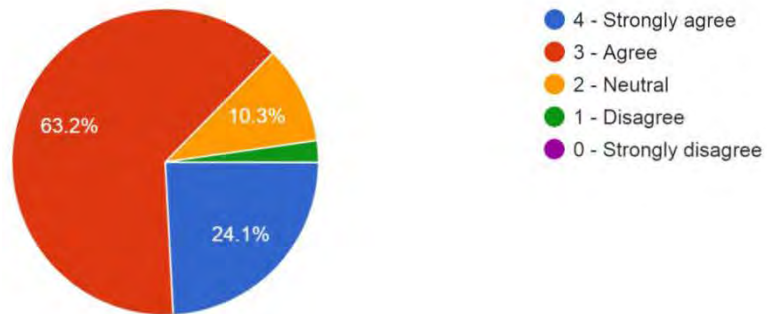
#### 4. Curriculum having good academic flexibility

87 responses



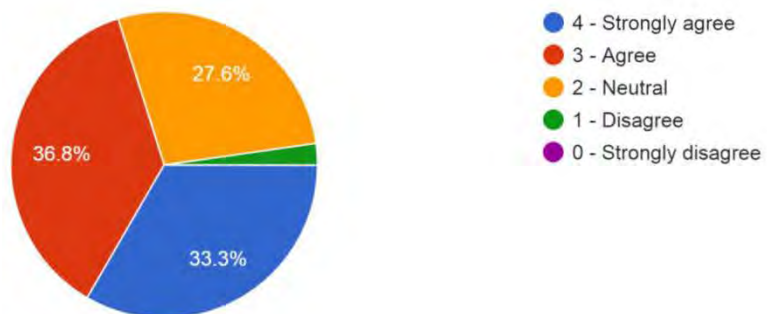
#### 5. The course content fulfills the need of students

87 responses



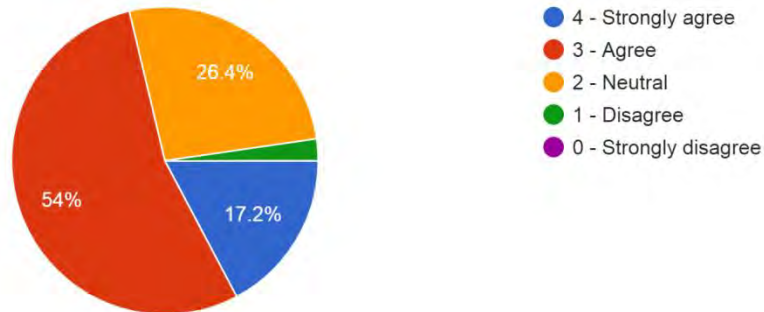
#### 6. Need of review of the syllabus

87 responses



## 7. Curriculum enhanced employability

87 responses



### Summary:

The survey on curriculum feedback of the teachers, it was found that a large percentage of the teachers say that the curriculum is need base, updated, need based, programmes outcome in it are well defined, it also has good academic flexibility and enhances employability for the students.



  
Principal  
Tura Govt. College, Tura.