

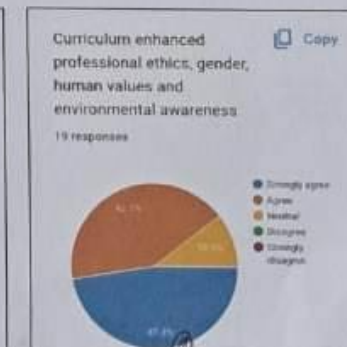
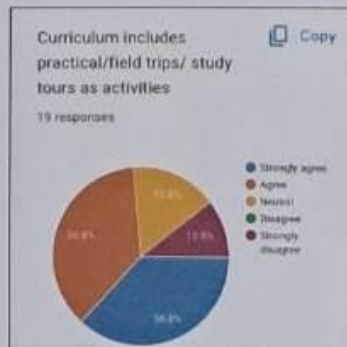
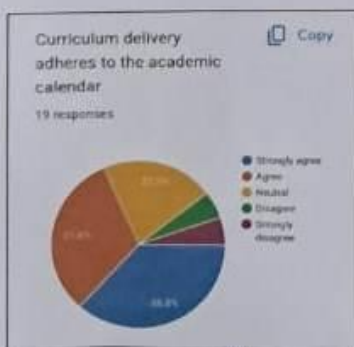
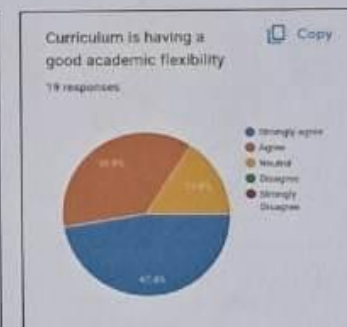
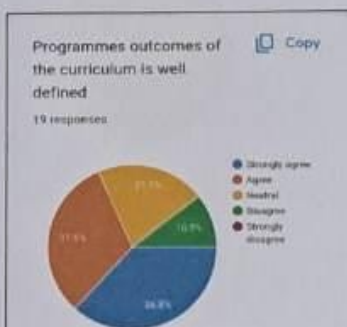
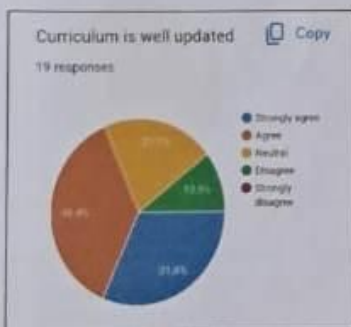
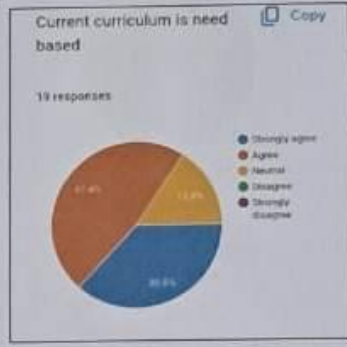



TURA GOVERNMENT COLLEGE:: TURA
DEPARTMENT OF GEOGRAPHY
STUDENTS FEEDBACK ON CURRICULUM 2023-2024

First semester

Receiving feedback from students is becoming more common in higher education. The purpose of creating these kind of feedbacks is to see how effective the teaching and learning environments are in the department and the college at large.

Below are the chart and diagrams of the feedbacks received from the students on curriculum based on the number of respondents. A total of 19 responses have been recorded.



[Signature]
 Tura Govt. College Tura

[Signature]
 HOD
 Department of Geography
 Tura Govt. College Tura



TURA GOVERNMENT COLLEGE:: TURA
DEPARTMENT OF GEOGRAPHY
STUDENTS FEEDBACK ON CURRICULUM 2023-2024

Third semester

Below are the chart and diagrams of the feedbacks received from the third semester students on curriculum. A total of 5 responses have been recorded.



[Signature]
Principal
Tura Govt. College, Tura

[Signature]
HOD

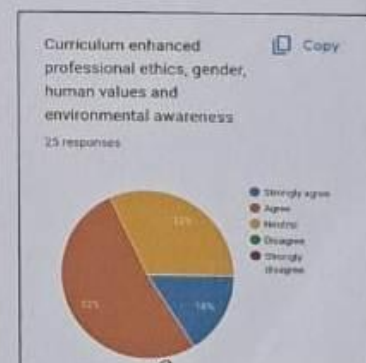
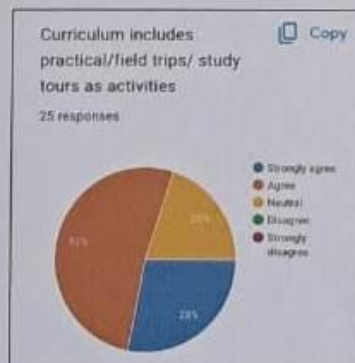
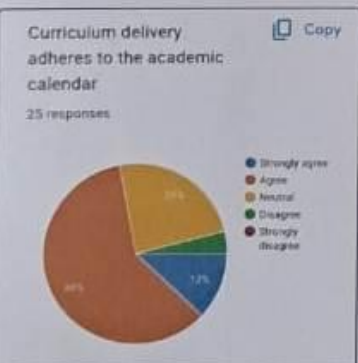
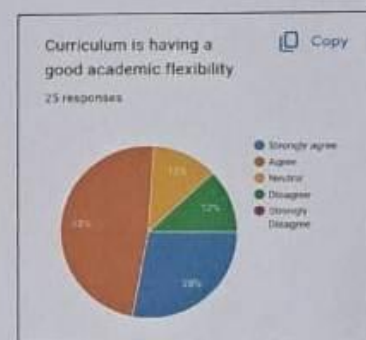
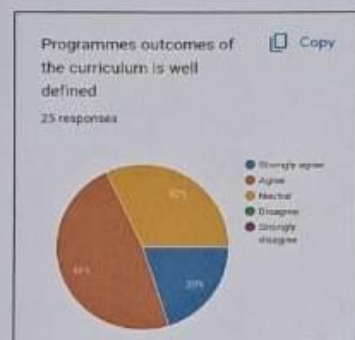
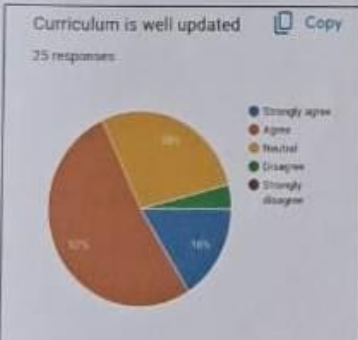
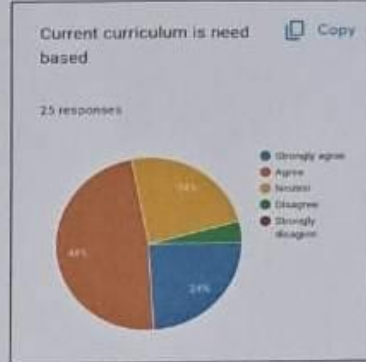
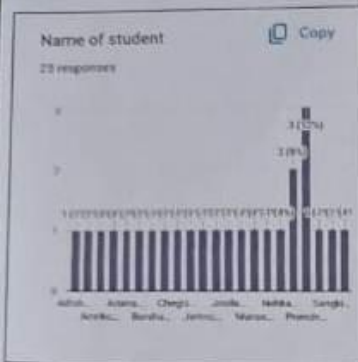
Department of Geography
HOD
Department of Geography
Tura Govt. College, Tura



TURA GOVERNMENT COLLEGE:: TURA
DEPARTMENT OF GEOGRAPHY
STUDENTS FEEDBACK ON CURRICULUM 2023-2024

Fifth semester

Below are the chart and diagrams of the feedbacks received from the students on curriculum. A total of 25 responses have been recorded.



[Signature]
 Principal
 Tura Govt. College, Tura

[Signature]
 HoD
 Department of Geography
 Tura Govt. College, Tura

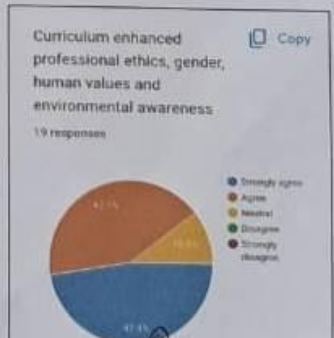
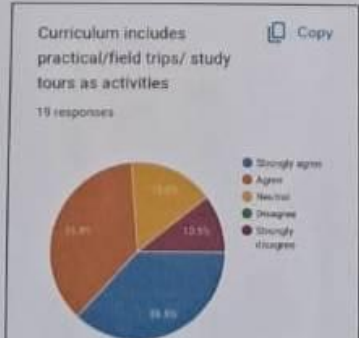
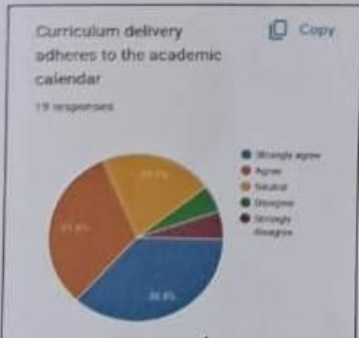
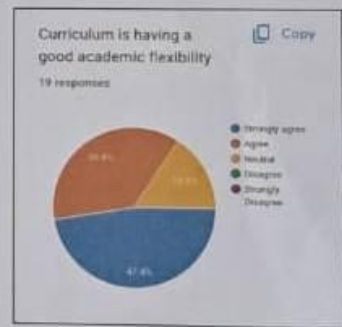
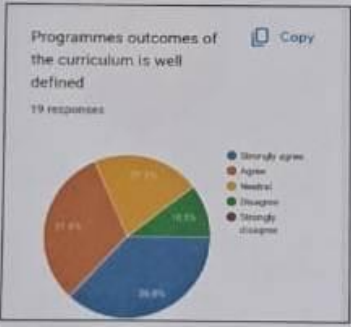
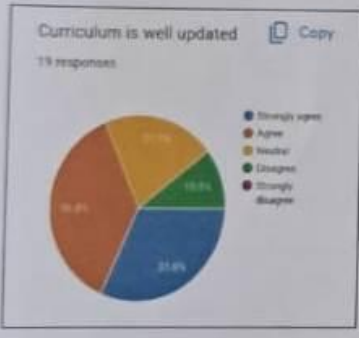
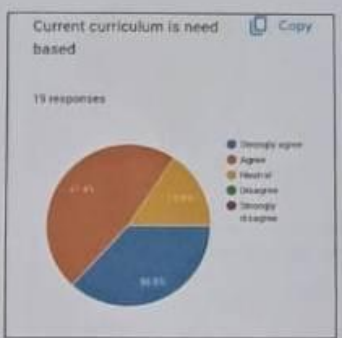



TURA GOVERNMENT COLLEGE:: TURA
DEPARTMENT OF GEOGRAPHY
STUDENTS FEEDBACK ON CURRICULUM 2023-2024

Second semester

Receiving feedback from students is becoming more common in higher education. The purpose of creating these kind of feedbacks is to see how effective the teaching and learning environments are in the department and the college at large.

Below are the chart and diagrams of the feedbacks received from the 2nd semester students on curriculum based on the number of respondents. A total of 19 responses have been recorded.



Ananta
Principal
Tura Govt. College, Tura

Ananta
HOD
Department of Geography
Tura Govt. College, Tura



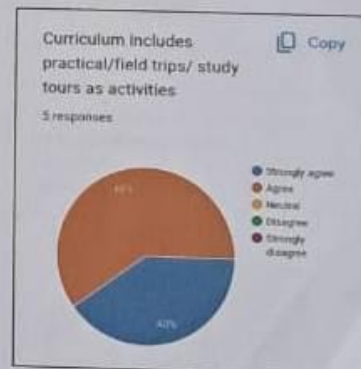
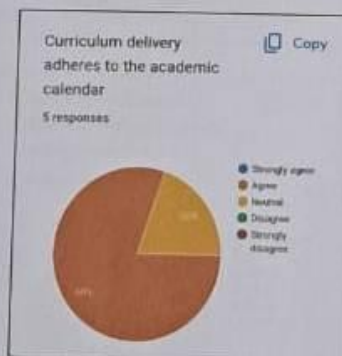
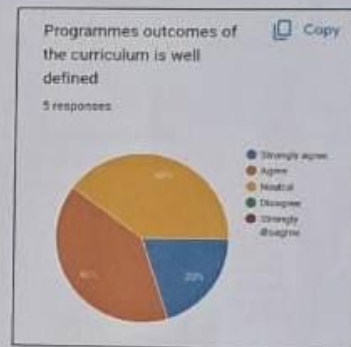
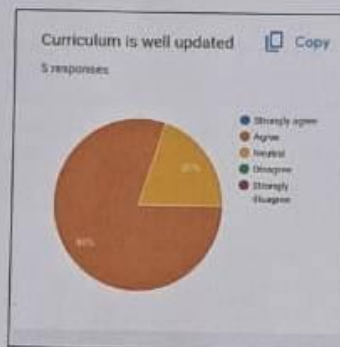
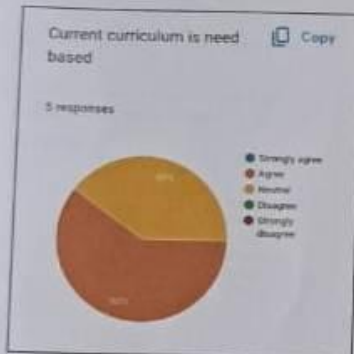
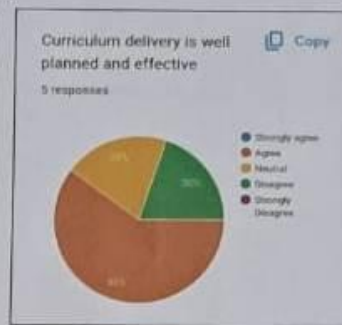
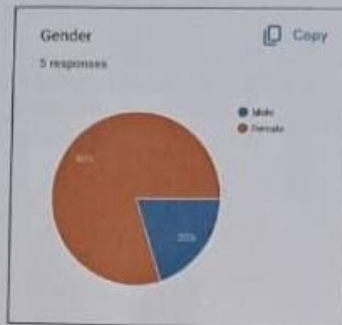
TURA GOVERNMENT COLLEGE:: TURA
DEPARTMENT OF GEOGRAPHY
STUDENTS FEEDBACK ON CURRICULUM 2023-2024

Fourth semester

Below are the chart and diagrams of the feedbacks received from the IVth semester students on curriculum.
A total of 5 responses have been recorded.

Name of student
5 responses

Mima G Momin
Dechuang Ch Sangma
NovaMaris R Marak
Waisa k sangma
Tuanchi M Marak



Principal
Tura Govt. College, Tura

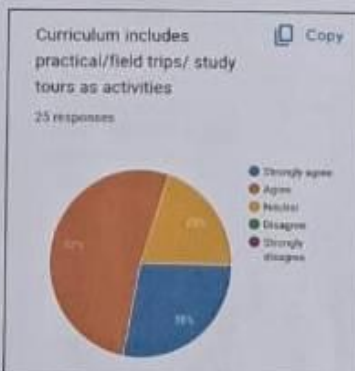
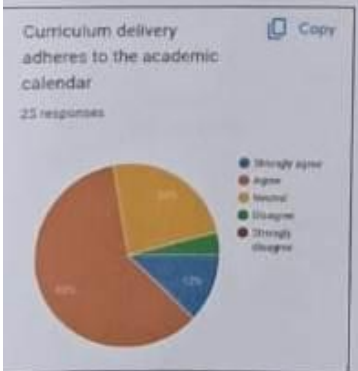
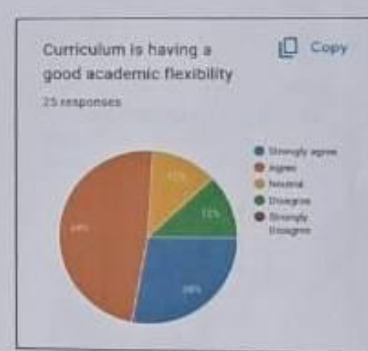
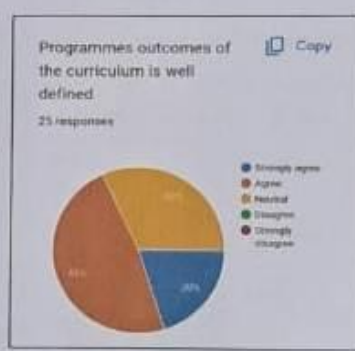
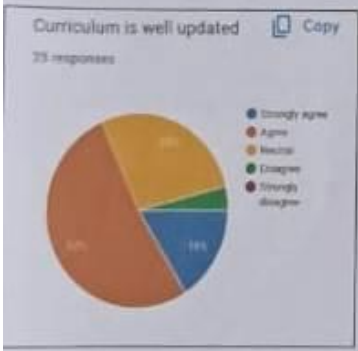
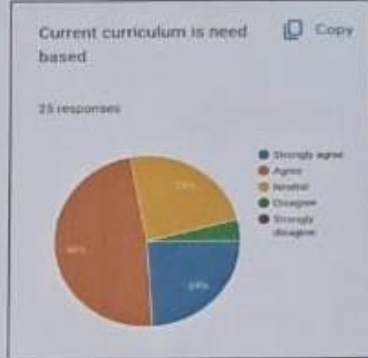
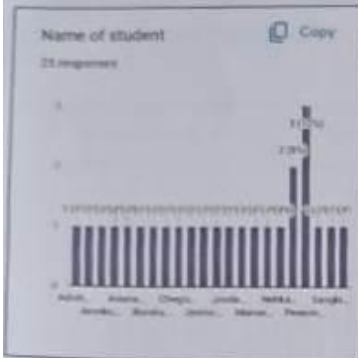
HoD
Department of Geography
HOD
Department of Geography
Tura Govt. College, Tura.



TURA GOVERNMENT COLLEGE:: TURA
DEPARTMENT OF GEOGRAPHY
STUDENTS FEEDBACK ON CURRICULUM 2023-2024

Sixth semester

Below are the chart and diagrams of the feedbacks received from the current Vith Semester students on curriculum. A total of 25 responses have been recorded.



[Signature]
 Principal
 Tura Govt. College, Tura

[Signature]
 HoD
 Department of Geography
 Tura Govt. College, Tura