

NAAC  
CRITERIA-1  
SURVEY ON CURRICULUM FEEDBACK  
(Department of Philosophy)  
II- Semester 2018-2019  
NO. of students Respondents:43




## Analysis and interpretation of Data

**Table-0.01: Showing the response of students in terms of teachers explanation to unit-I**

1. UNIT-I: Logic is the science of valid reasoning. So, the sentence, proposition and statements can be true or false. How did your teacher explain on this?			
Variable	Grade	No. of Response	%
Thoroughly	4	20	46.51
Satisfactorily	3	22	51.16
Average	2	1	2.32
Dissatisfactorily	1	0	0
Indifferently	0	0	0

Table 0.01 indicating that 46.51 students have understood the topic thoroughly and 51.16% students are said to have understand satisfactorily with the content of the topic. Only 2.32% students are average as shown in the table. Over all responses are positive.

**Fig.1.01: Graphical representation of the responses of the students to Qs No. 1**



**Table-0.02: Showing the response of students in teachers interpretation of argument to unit-I**

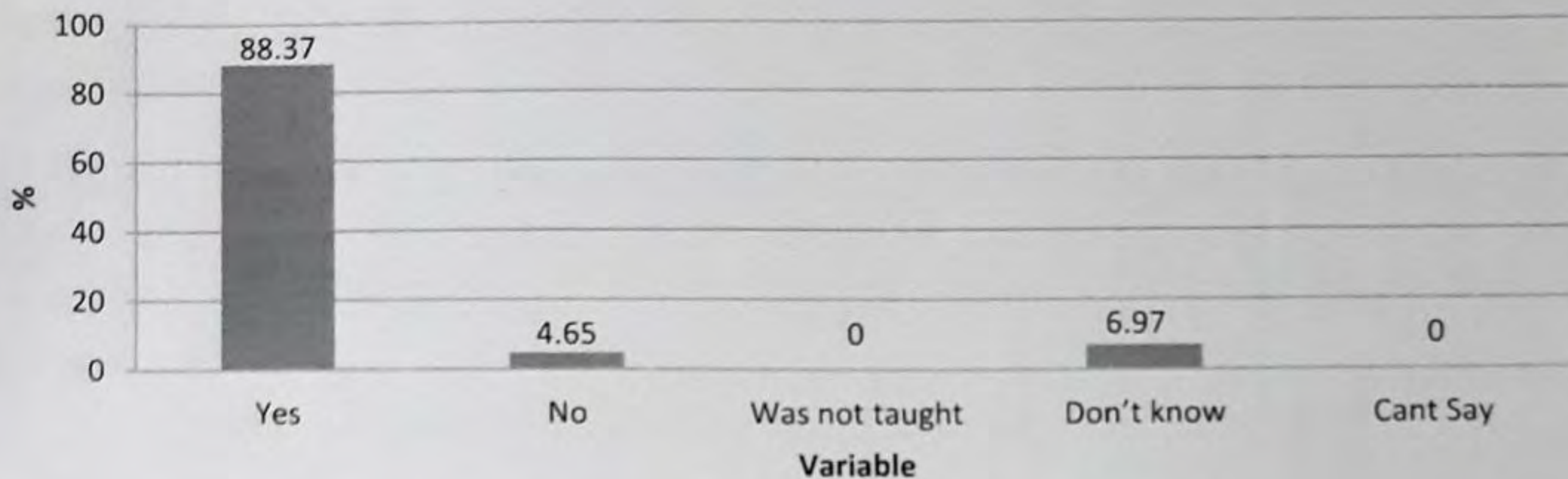
2. Unit-I: An argument can be valid and invalid but truth and falsity cannot, and the soundness can be applied for both. Do you agree with the statement?			
Variable	Grade	No. of Response	%
Yes	4	38	88.37
No	3	2	4.65
Was not taught	2	0	0
Don't know	1	3	6.97
Cant Say	0	0	0



The above table shows that 88.37% have strongly agreed to the explanation of the statement but it is also found that few of them have not agreed to the question asked as they did not attend the classes regularly. However, it came to the noticed that vey few of them are not clear with the topic taught by the teachers. No students have responded "can't say" to the question under consederation.



**Fig 1.02: Graphical representation of the responses of the students to Qs No.2**




**Table-0.03: Showing the students response on definition to unit-II**

3. Unit-II: Definition, denotation and Connotation are the statement of describing the meaning of words. Do you agree with the statement?			
Variable	Grade	No. of Response	%
Yes	4	36	83.72
No	3	2	4.65
Was not taught	2	2	4.65
Don't know	1	3	6.97
Cant Say	0	0	0

The above table shows that majority of the students have strongly agreed to the explanation on the topic imparted to them. It was also found that very few students who have not agreed in the explanation of the topic by the teachers are either irregular or inattentive in the classes. Therefore, it is noted that majority of them have understood the content of the topic communicated to them

**Fig 1.03 : Graphical representation of the responses of the students to Qs No.3**






**Table-0.04: Showing the response of students in terms of teachers explanantion to unit-II**

4. Unit-II: Denotative , Connotative and Ostensive definition define the meaning of the word, while, according to rules for definition by genus and defferentia, the definition should be more in details of the meaning of the word.How did your teacher explain on this?			
Variable	Grade	No. of Response	%
Thoroughly	4	10	23.25
Satisfactorily	3	26	60.46
Average	2	3	6.97
Dissatisfactorily	1	4	9.3
Indifferently	0	0	0

It was learnt from the above table that 60.46% have agreed that the teachers have taught the topic satisfactorily in the class and 23.25% of them understood the topic thoroughly. However, very few of them are average students and not satisfied inspite of the fact that the teachers taught them thoroughly in the class.

**Fig.1.04: Graphical representation of the responses of the students to Qs No. 4**

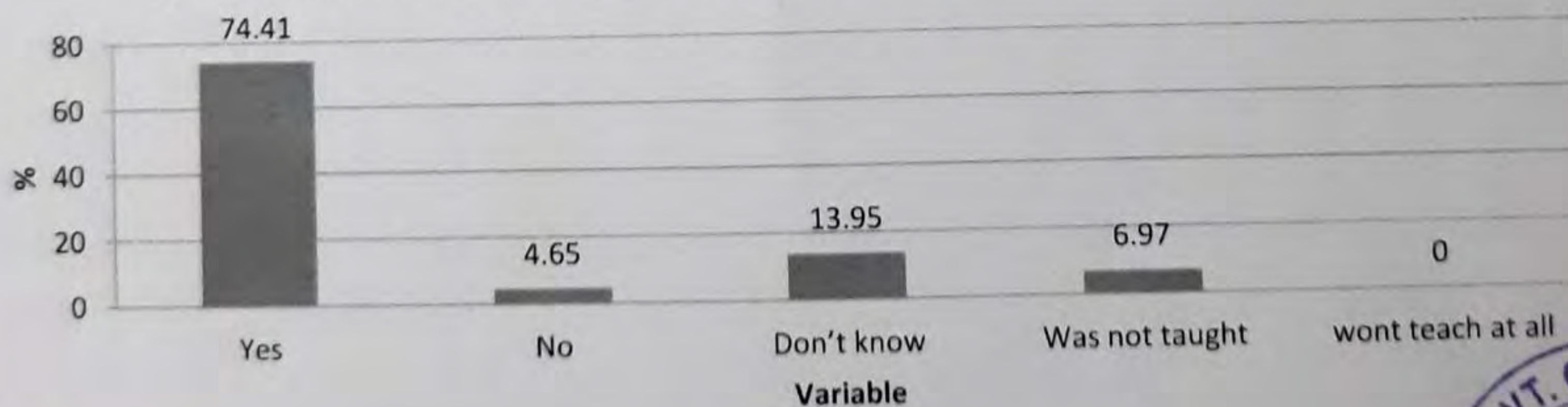


**Table-0.05: Showing the students response to unit-III**

5. Unit-III: A fallacy is a misleading argument or belief based on a falsehood. Did your teacher explain the difference between formal and informal fallacies?			
Variable	Grade	No. of Response	%
Yes	4	32	74.41
No	3	2	4.65
Don't know	2	6	13.95
Was not taught	1	3	6.97
wont teach at all	0	0	0

The above table shows that 74.41% students have responded positively to the question. Only very few of them have responded negatively. So, it was found that majority of them are clear with the topic taught by the teachers and the irregular few have marked negatively.

**Fig. 1.05: Graphical representation of the responses of the students to Qs No. 5**






**Table-0.06: Showing percentage of students response to unit-III**

6. Unit-III: How did your teacher explain the fallacies of presumption and the fallacies of ambiguity?			
Variable	Grade	No. of Response	%
Thoroughly	4	20	46.51
Satisfactorily	3	15	34.88
Average	2	5	11.62
Dissatisfactorily	1	3	6.97
Indifferently	0	0	0

The above table indicates that 46.51% students have understood the topic thoroughly and 34.88% students are found to have understood satisfactorily. Very few of them are average and dissatisfied with the topic being taught in the class which they are found to be irregular in the class.

**Fig.1.06: Graphical representation of the responses of the students to Qs No. 6**




**Table-0.07: Showing the students response on explanation to unit-IV**

7. Unit-IV: How did you find your teachers explanation on the laws of thought, proposition and square of opposition ?			
Variable	Grade	No. of Response	%
Very good	4	25	58.13
Good	3	16	37.2
Average	2	2	4.65
Was not taught	1	0	0
Not at all	0	0	0

It is quite clear from above table that majority of the students are well versed with the topic taught by the teachers and have a clear understanding with the content of the topic disseminated to them. Therefore, majority of the students have a clear understanding with the content of the topic disseminated to them.

**Fig.1.07: Graphical representation of the responses of the students to Qs No.7**



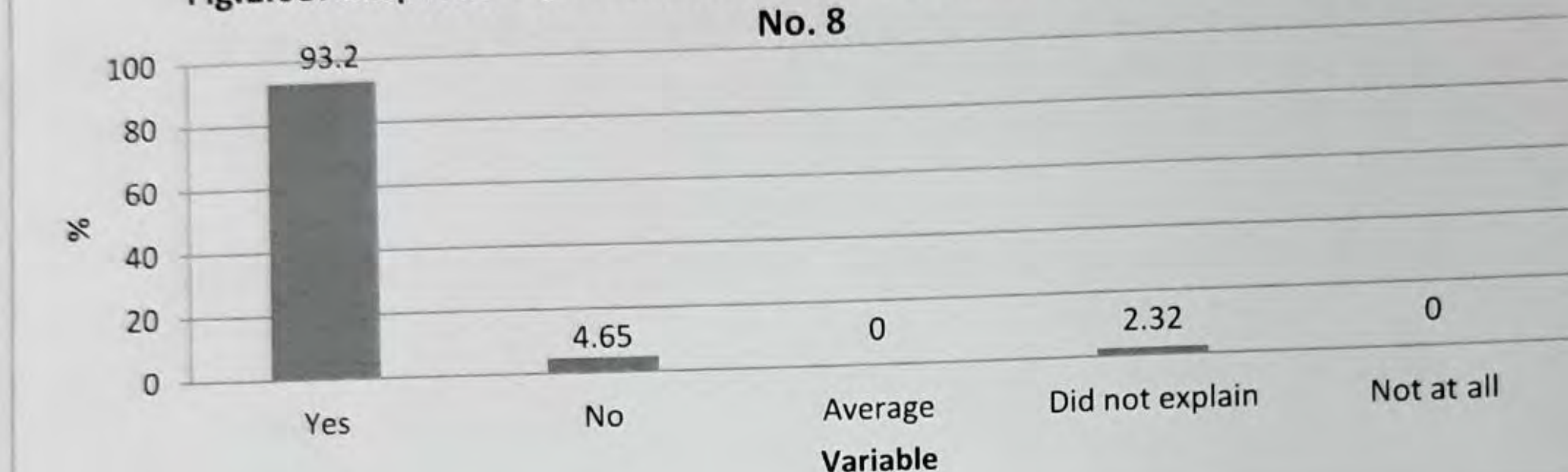


**Table-0.08: Showing the response of students in terms of teachers explanation to unit-IV**

8. Unit-IV: A categorical syllogism is an argument consisting of three categorical propositions, two premises and one conclusion. Are you satisfied with your teachers' explanations?			
Variable	Grade	No. of Response	%
Yes	4	40	93.2
No	3	2	4.65
Average	2	0	0
Did not explain	1	1	2.32
Not at all	0	0	0

It was found from the above table that 93.2 % students have agreed and well versed to the topic taught in the class. However, very few of them are average students who made adverse response.

**Fig.1.08: Graphical representation of the responses of the students to Qs No. 8**




**Table-0.09: Showing the response of students in terms of teachers explanation to unit-V**

9. Unit-V: In symbolic logic truth functional operatives are known as logical constants whose value remain unchanged, but the logical variables can stand for any given range of value. How did your teacher explain on difference between logical variables and constants?			
Variable	Grade	No. of Response	%
Thoroughly	4	23	53.48
Satisfactorily	3	17	39.53
Average	2	3	6.97
Dissatisfactorily	1	0	0
Indifferently	0	0	0

It is learnt from the above table that 53.48% students are said to have understood the topic thoroughly and 39.53% students are satisfactorily clear with the content of topic. Only very few of them are found to be average students.

**Fig.1.09: Graphical representation of the responses of the students to Qs No. 9**

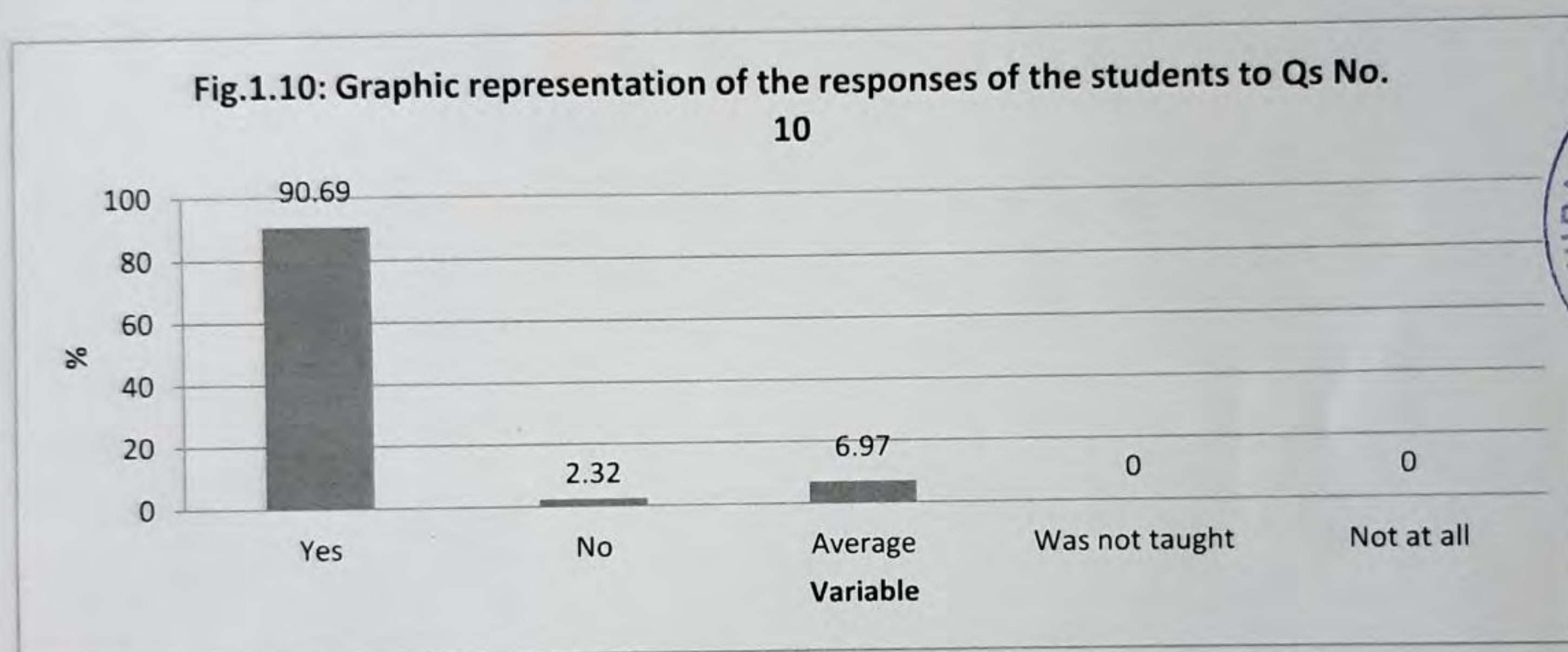




**Table-0.10: Showing the response of students in terms of teachers explanation to unit-V**

10. Unit-V: A truth table is the breakdown of logical function while symbolisation is an adoption of a special symbol to express ideas. Were you able to comprehend the defference between the two techniques?			
Variable	Grade	No. of Response	%
Yes	4	39	90.69
No	3	1	2.32
Average	2	3	6.97
Was not taught	1	0	0
Not at all	0	0	0

The table above shows that 90.69% students have agreed positively and only one student; i.e,2.32% could not comprehend the topic who is found to be irregular in the classes. Very few students are average but they could also comprehend the topic in the next classes. Therefore, it is learnt that over all responses are positive.



#### Findings:

The above analysis have presented us with the following results:

: From the analysis it was found that 65.8% students have responded positively to the questions.

: It was also learnt from the above analysis that majority of the students have understood the topic very well that was imparted to them.

: It has come to the notice that 5.8% students have not agreed to the question being taught by the teacher in class. However, it was learnt that this students are found to be irregular and could not catch up the lectures due to language diffeculty.

: Only 3.9% students have given negative responses towards certain questions. But it was found that these students attendance are low and they have not understood the topic.





### Action Taken:

- = Conducted remedial classes.
- = Encourage them by giving home assignments and class test in the class.
- = Strict attendance is maintained.
- = Encouraging them to go to library.
- = Motivating them to be hard working and attentive in the class.

### Teachers Feedback:

Teachers are quite satisfied with the overall performance of the students as seen from their responses above. The college need to improve the infrastructural facilities as there are no enough room. It is to be noted that there is diffeculty in teaching-learning process as the students number exceeds the limits. Students are being motivated to have regular attendance and also to have the spirit of compitativeness for better academic record and performance. Teachers are comfortable with the curriculum and decided that it can be continued.

### Summary:

The Departmet of Philosophy has conducted a survey on curriculum feedback for the II Semester students, it was found that majority of the students have a clear understanding of the topic taught by the teachers. In this study, we have tried to evaluate the effectiveness of the students' feedback in teachers evaluation

\*\*\*\*\*



TURA GOVERNMENT COLLEGE, TURA  
WEST GARO HILLS, MEGHALAYA  
NAAC - CRITERIA-1  
SURVEY ON CURRICULUM FEEDBACK



DEPARTMENT: PHILOSOPHY

SEMESTER: B.A. IV

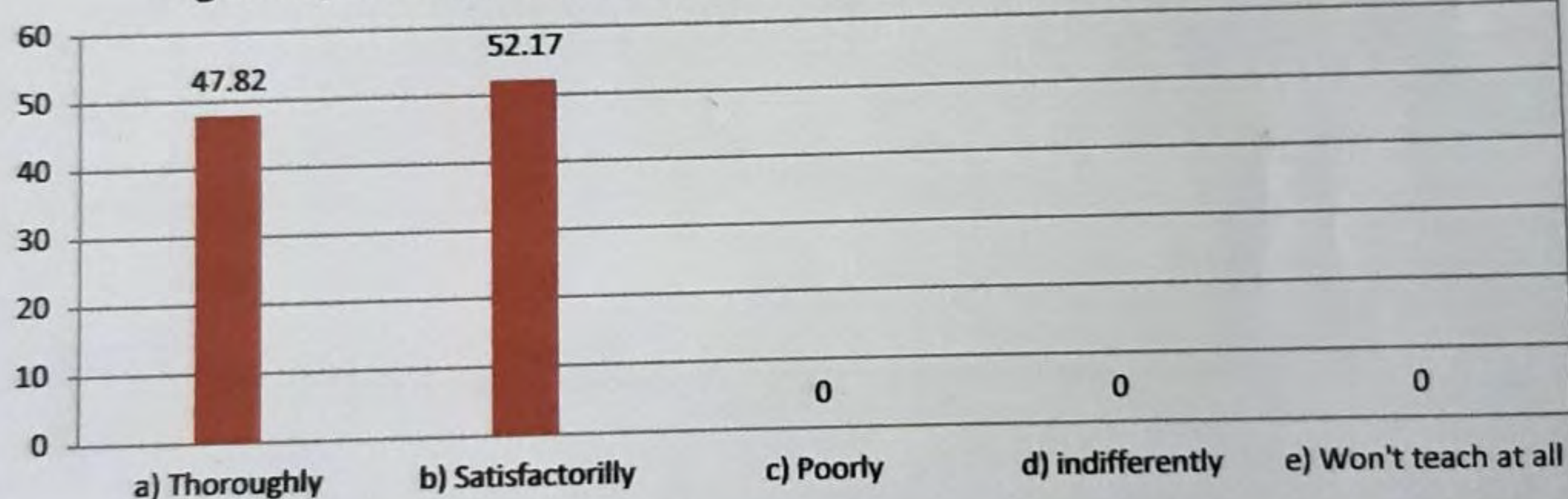
No. of respondents: 23  
Analysis and interpretation of data

**TABLE 1: Showing the students responses on explanation to unit 1: Qestion no. 1**

1. UNIT I	There is a distinction between Indian Philosophy and Western Philosophy. How did your teacher explain the difference between Indian and Western Philosophy?			
	Variable	Grade	No. of response	%
	a) Thoroughly	4	11	47.82
	b) Satisfactorilly	3	12	52.17
	c) Poorly	2	0	0
	d) indifferently	1	0	0
	e) Won't teach at all	0	0	0

Out of total responses, 47.82% of respondents have thoroughly understood the topic and this shows that the method of teaching is good. The students who responded satisfactorily are 52.17%. This also shows that they are satisfied with the teaching method. There are no students who have marked negatively.

**Fig 1: Graphical representation of the responses of the students to Qs No. 1**



**Table 2: Showing the percentage of student's responses to Unit 1: Qestion no. 2**

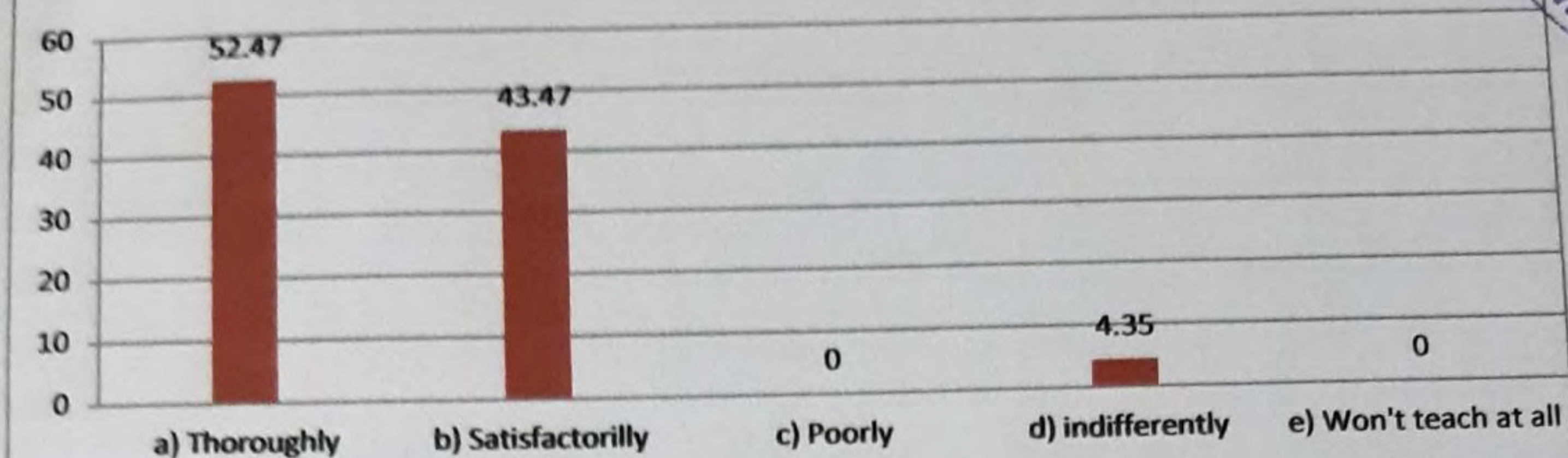
2. UNIT 1	There is a wide difference between Orthodox and Heterodox system. How did your teacher explain the difference?			
	Variable	Grade	No. of response	%
	a) Thoroughly	4	12	52.47
	b) Satisfactorilly	3	10	43.47
	c) Poorly	2	0	0
	d) indifferently	1	1	4.35
	e) Won't teach at all	0	0	0

Around 52.47% and 43.47% students responses are positive and 4.35% students seem to have not understood the topic clearly.





**Fig 2: Graphical representation of the responses of the students to Qs No. 2**




**Table 3: Showing the percentage of students responses to unit II: Question No. 3**

3. UNIT II Carvaka Materialism may be systematized and conveniently presented under the three chief heads-i) Epistemology ii) Metaphysics and iii) Ethics. Did your teacher explain each of them in the class?			
Variable	Grade	No. of response	%
a) Yes	4	23	100
b) No	3	0	0
c)was not taught	2	0	0
d) Don't know	1	0	0
e)Can't say	0	0	0

Statistics shows that all the students have thoroughly understood the topic.

**Fig 3: Graphical representation of the responses of the students to Qs No.3**





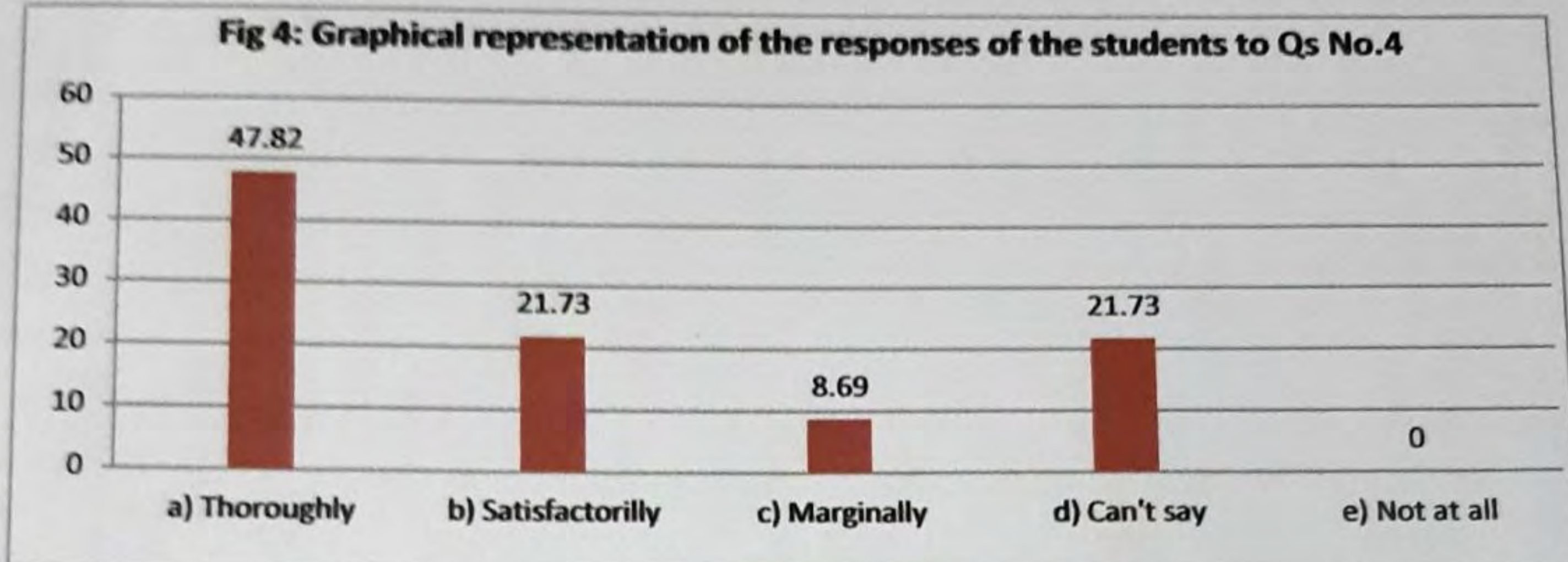
**Table 4 : Showing the percentage of students responses to Unit II: Question no. 4**



4. UNIT II Buddha explains the origin of life's sufferings in the doctrine of dependent origination. How well did you understand the twelve links of the causal wheel of dependent origination?			
Variable	Grade	No. of response	%
a) Thoroughly	4	11	47.82
b) Satisfactorilly	3	5	21.73
c) Marginally	2	2	8.69
d) Can't say	1	5	21.73
e) Not at all	0	0	0

Out of 23, 16 students did not have any problem in understanding the topic, but 7 students found it difficult to understand.

**Fig 4: Graphical representation of the responses of the students to Qs No.4**

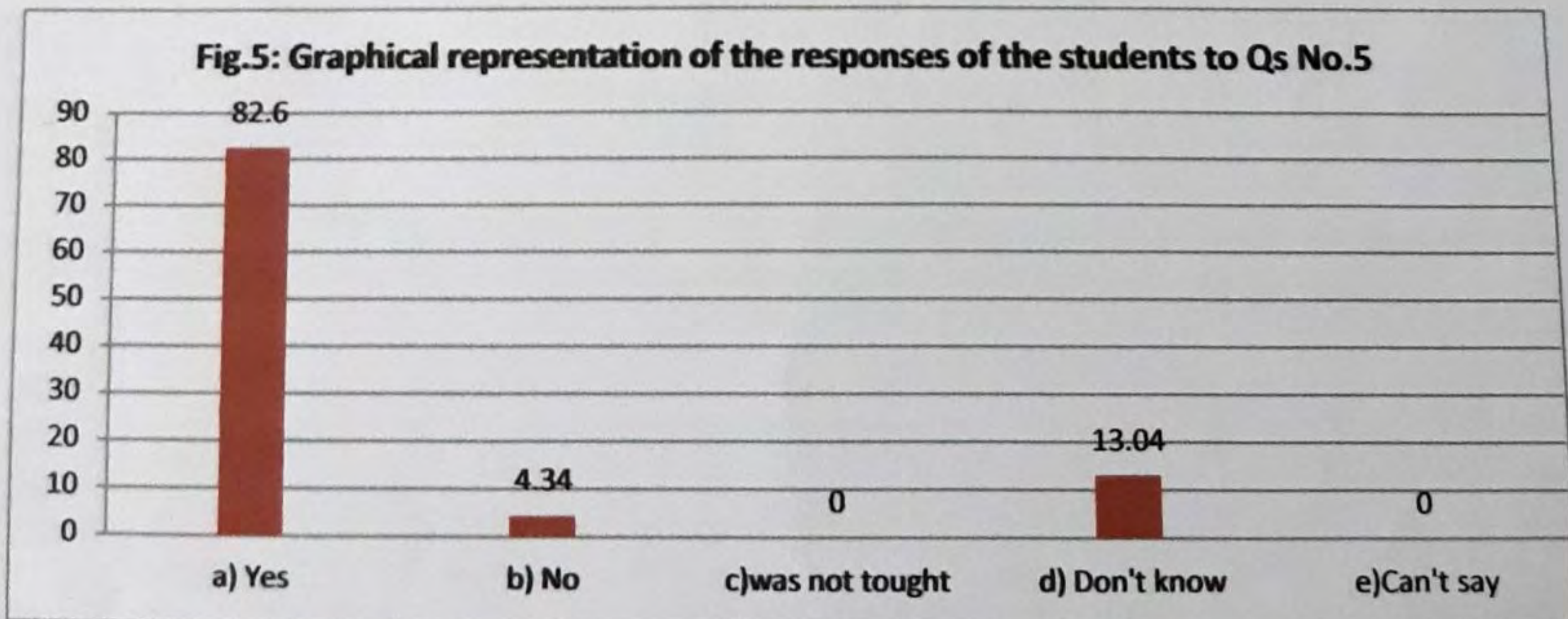


**Table 5 : Showing the percentage of students responses to Unit III: Question no. 5**

5. UNIT III Sankhya Philosophy accepts the evolution of the universe. Were you able to understand how the evolution takes place?			
Variable	Grade	No. of response	%
a) Yes	4	19	82.6
b) No	3	1	4.34
c)was not taught	2	0	0
d) Don't know	1	3	13.04
e)Can't say	0	0	0

Barring 3 students all the rest seem to have clear understanding of the topic .

**Fig.5: Graphical representation of the responses of the students to Qs No.5**








**Table 6: Showing the percentage of students responses to Unit III: Question no 6**

6. UNIT III The Yoga school of philosophy advocated ashtanga yoga to get rid of sufferings. Do you think you can free yourself from the sufferings by discipling your body, senses and mind?			
Variable	Grade	No. of response	%
a) Yes	4	19	82.6
b) No	3	0	0
c)was not taught	2	0	0
d) Don't know	1	4	17.39
e)Can't say	0	0	0

For this question 82.6% have answered positively and 17.39% are not able to give clear answer.

**Fig 6: Graphical represnetation of the responses of the students to Qs No. 6**

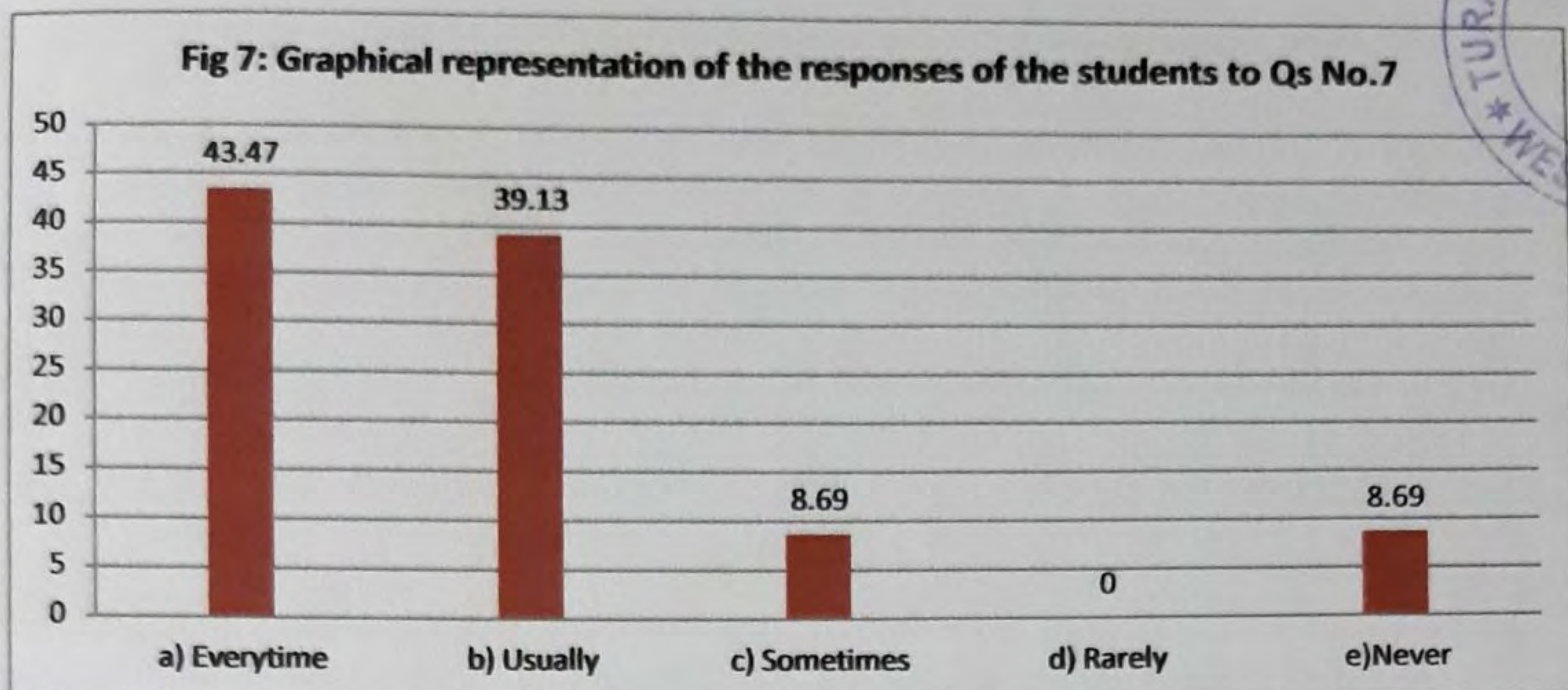


**Table 7 : Showing the percentage of students responses to Unit IV: Question no 7.**

7. UNIT IV The Naiyayikas maintains the two stages of perception:Indeterminate or Nirvikalpa perception and Determinate or Savikalpa perception. While explaining the two stages of perception, did your teacher explained them with the examples?			
Variable	Grade	No. of response	%
a) Everytime	4	10	43.47
b) Usually	3	9	39.13
c) Sometimes	2	2	8.69
d) Rarely	1	0	0
e)Never	0	2	8.69

Majority of the students have responded positively, but two students gave negative answer. The negative marking shows that those students have not attended the classes or inattentive in the class.

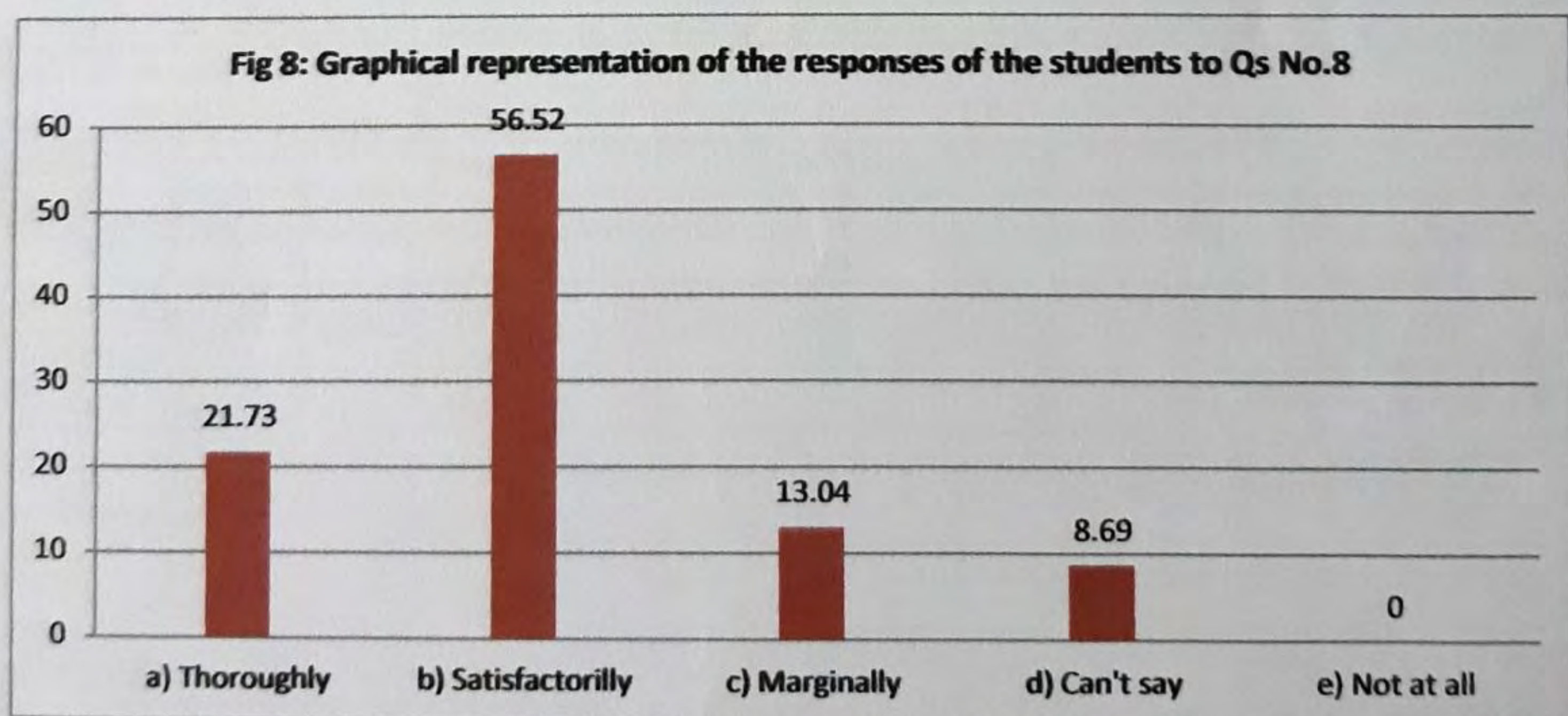




**Table 8: Showing the percentage of students responses to Unit IV: Question no. 8**

<b>8. UNIT IV</b> Sabda literally means verbal knowledge. There are two kinds of sabda: Vaidika or Sriptural and Laukika or secular. How well did you understand the difference between the two?			
Variable	Grade	No. of response	%
a) Thoroughly	4	5	21.73
b) Satisfactorilly	3	13	56.52
c) Marginally	2	3	13.04
d) Can't say	1	2	8.69
e) Not at all	0	0	0

Except two students, the rest appears to have understood the teacher's teachings.





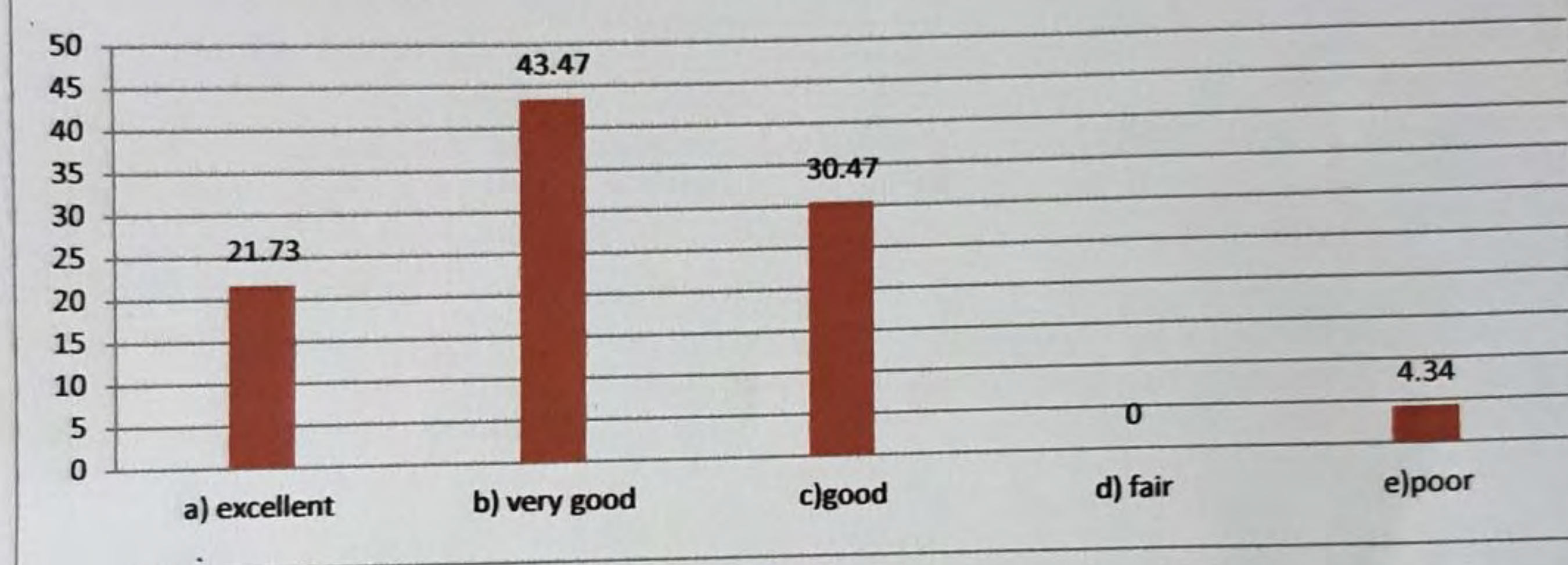


**Table 9: Showing the percentage of students responses to Unit V: Question no. 9**

9. UNIT V Sankaras doctrine of maya explains it as a principle of power which super imposes the world on the supreme Brahman, were you able to understand the meaning of maya?			
Variable	Grade	No. of response	%
a) excellent	4	5	21.73
b) very good	3	10	43.47
c) good	2	7	30.47
d) fair	1	0	0
e) poor	0	1	4.34

The students have answered differently for this question. There is only one student who gave negative marking. This shows that the student have inability to understand or low in attendance.

**Fig 9: Graphical representation of the responses of the students to Qs No. 9**



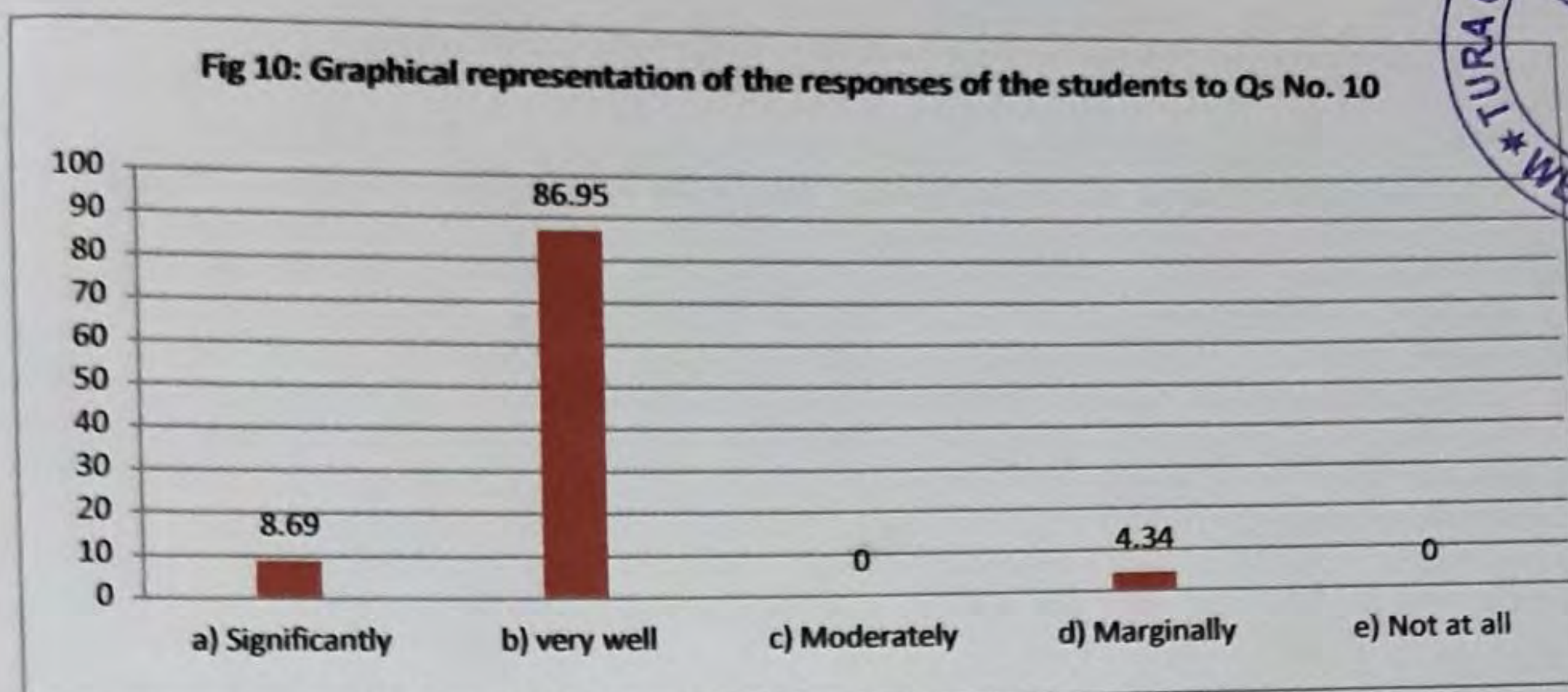
**Table 10: Showing the percentage of students responses to Unit V: Question no. 10**

10. UNIT V Moksa is the true state of Atman. How is the bondage of Jiva explained by your teacher?			
Variable	Grade	No. of response	%
a) Significantly	4	2	8.69
b) very well	3	20	86.95
c) Moderately	2	0	0
d) Marginally	1	1	4.34
e) Not at all	0	0	0

For this question most of the students have responded positively except for one. It indicates that either he/she remained absent from the classes or was inattentive.

**Principal**  
Tura Govt. College, Tura.





#### Findings

Analysis of the feedback reveals that most of the students are quite happy with the curriculum and the teachings. Out of ten question put to them, covering the entire syllabus, maximum number of respondent of about 85- 95% have graded us highly. This shows that they have clearly understood the subjects taught to them. It was also found that most of the students are highly satisfied with the teaching methodology. A very small number of students (approximately 8%) shown to have difficulty in understanding the curriculum. It is presumed that their absence from the class and inattentiveness is the reason for this.

#### Action Taken

- Remedial classes are provided.
- Encourage them to study by giving home assignment.
- Strict attendance is maintained.
- Mentoring the students whenever they are in need.


#### Teachers Feedback

The teachers are quite satisfied with the student's response but wish them to develop further their study habit for good academic performance. ICT class room and P.A system required for effective classroom transaction. Teachers are also satisfied to some extent with the curriculum provided. Teachers can also review their performance in order to make the class interesting and to motivate students to learn.

#### Summary of the curriculum feedback

The Department of Philosophy has conducted a survey on curriculum feedback for B.A. 5th Semester students on Indian Philosophy. The questionnaire were prepared by the teachers according to the NEHU syllabus and were based on teaching learning experience. The survey reveals that the students have clearly understood the topics taught to them barring a few students who have given adverse feedback. This is mainly because of their remaining absent from the classes and their inattentiveness. The overall analysis of the feedback presents us with a clear picture that there are no shortcomings in the teaching learning process. But it can be further improved by the introduction of ICT and other infrastructural facilities.

\*\*\*\*\*

  
Principal  
Tura Govt. College, Tura.