



Student Satisfaction Survey2021-2022

This is a survey of Tura Government College, Tura

Student Satisfaction Survey Teaching-Learning and Evaluation will help to upgrade the quality in Higher education. Students will have to respond to all the questions in the following format with his/her sincere effort and thought.

Name *

Montex Chesrang A Sangma

Gender *

Male

Course *

Bachelor of Science

Semester *

I

Honours *

Physics

Following are questions for online student satisfaction survey regarding teaching learning process.

1. How much of the syllabus was covered in class ? *

- ☒ 85 to 100 %
- ☐ 70 to 84 %
- ☐ 55 to 69 %
- ☐ 30 to 54 %
- ☐ Below 30 %

2. How well did the teachers prepare for the classes? *

- ☐ Thoroughly
- ☒ Satisfactorily
- ☐ Poorly
- ☐ Indeferently
- ☐ Won't teach at all

3. How well were the teachers able to communicate? *

- ☒ Always Effective
- ☐ Sometimes Effective
- ☐ Just Satisfactorily
- ☐ Generally Ineffective
- ☐ Very Poor Communication

4. The teacher's approach to teaching can best be describe as *

- ☒ Excellent
- ☐ Very good
- ☐ Good
- ☐ Fair
- ☐ Poor

5. Fairness of the Internal Evaluation process by the teachers *

- ☒ Always Fair
- ☐ Usually Fair
- ☐ Sometimes Unfair
- ☐ Usually Unfair
- ☐ Unfair

6. Was your performance in assignments discussed with you? *

- ☐ Everytime
- ☒ Usually
- ☐ Occasionally/ Sometimes
- ☐ Rarely
- ☐ Never

7. The institute takes active interest in promoting internship, student exchange, field visit opportunities for students. *

- ☐ Regularly
- ☒ Often
- ☐ Sometimes
- ☐ Rarely
- ☐ Never

8. The teaching and mentoring process in your institution facilitates you in cognitive, social and emotional growth. *

- ☐ Significantly
- ☒ Very Well
- ☐ Moderately
- ☐ Marginally
- ☐ Not at all

9. The institution provide multiple opportunities to learn and grow. *

- ☐ Strongly Agree
- ☒ Agree
- ☐ Neutral
- ☐ Disagree
- ☐ Strongly Disagree

10. Teachers inform you about your expected competencies, course outcomes and programme outcomes. *

- ☒ Everytime
- ☐ Usually
- ☐ Occasionally/ Sometimes
- ☐ Rarely
- ☐ Never

11. Your mentor does a necessary follow-up with an assigned task to you. *

- ☐ Everytime
- ☒ Usually
- ☐ Occasionally/ Sometimes
- ☐ Rarely
- ☐ I don't have a mentor

12. The teachers illustrate the concepts through examples and applications. *

- ☒ Everytime
- ☐ Usually
- ☐ Occasionally/ Sometimes
- ☐ Rarely
- ☐ Never

13. The teachers identify your strengths and encourage you with providing right level of challenges. *

- ☐ Fully
- ☒ Reasonably
- ☐ Partially
- ☐ Slightly
- ☐ Unable to

14. Teachers are able to identify your weaknesses and help you overcome them. *

- ☒ Everytime
- ☐ Usually
- ☐ Occasionally/ Sometimes
- ☐ Rarely
- ☐ Never

15. The institution makes effort to engage students in the monitoring, review and continuous quality improvement of the teaching learning process. *

- ☐ Strongly Agree
- ☒ Agree
- ☐ Neutral
- ☐ Disagree
- ☐ Strongly Disagree

16. The institute / teachers use student centric methods, such as experiential learning, participative learning and problem solving methodologies for enhancing learning experiences. *

- ☒ To a great extent
- ☐ Moderate
- ☐ Some what
- ☐ Very Little
- ☐ Not at all

17. Teachers encourage you to participate in extracurricular activities. *

- ☐ Strongly Agree
- ☒ Agree
- ☐ Neutral
- ☐ Disagree
- ☐ Strongly Disagree

18. Efforts are made by the institute / teachers to inculcate soft skills, life skills and employability skills to make you ready for the world of work. *

- ☒ To a great extent
- ☐ Moderate
- ☐ Some what
- ☐ Very Little
- ☐ Not at all

19. What percentage of teachers use ICT tools such as LCD projector, Multimedia, etc. while teaching. *

- ☐ Above 90 %
- ☐ 70 - 89 %
- ☒ 50 - 69 %
- ☐ 30 - 49 %
- ☐ Below 29 %

20. The overall quality of teaching - learning process in your institute is very good. *

- ☒ Strongly agree
- ☐ Agree
- ☐ Neutral
- ☐ Disagree
- ☐ Strongly Disagree


21. Give three observations / suggestions to improve the overall teaching - learning experience in your institution. *

Observations

1. They are very good in teachings.
2. They are always in the time for the class.
3. They are kind and never scold any students.

This content is neither created nor endorsed by Google.

Google Forms


Principal
Tura Govt. College, Tura.



511 responses



Accepting responses



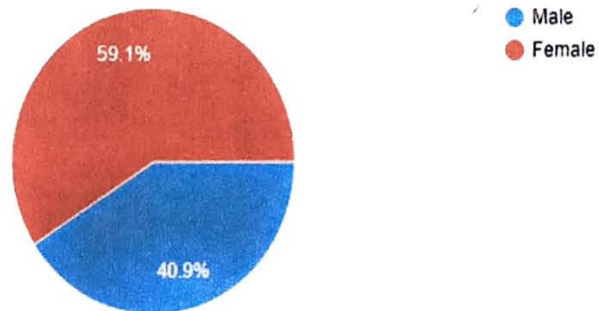
Summary

Question

Individual


Gender

511 responses



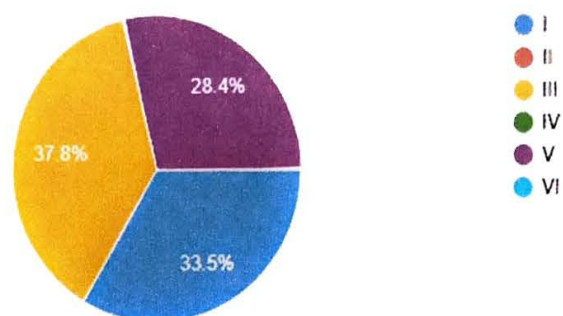
Course

511 responses



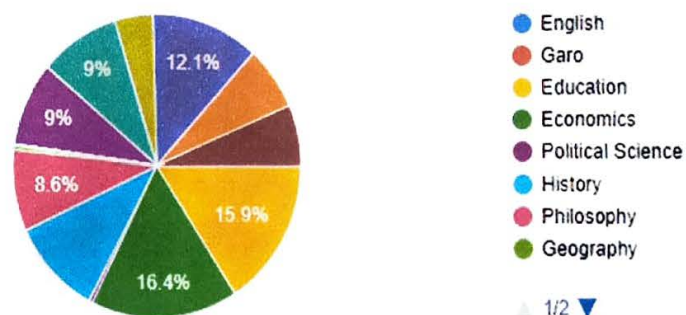
Semester

511 responses



Honours

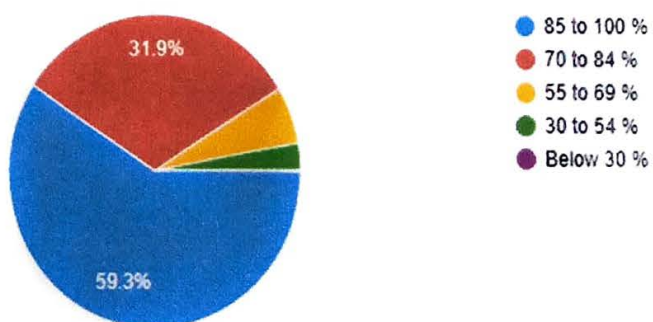
511 responses



Following are questions for online student satisfaction survey regarding teaching learning process.

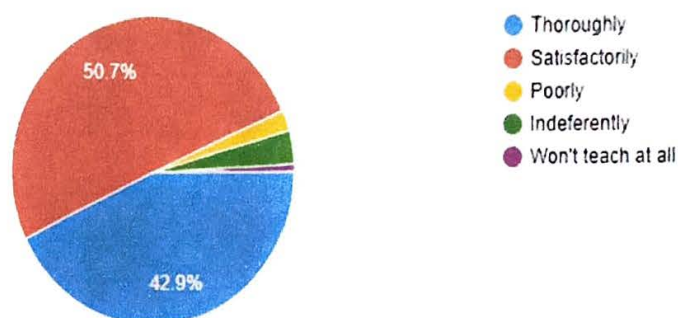
1. How much of the syllabus was covered in class ?

511 responses



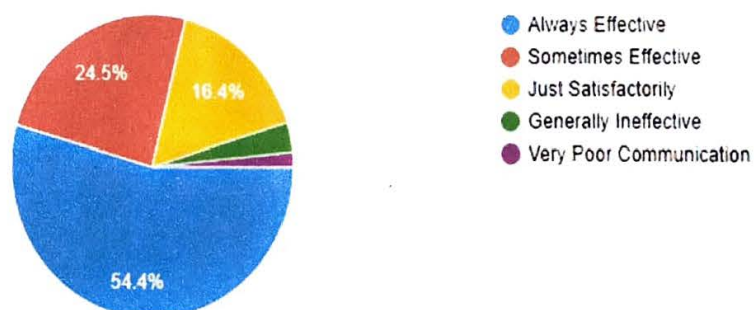
2. How well did the teachers prepare for the classes?

511 responses



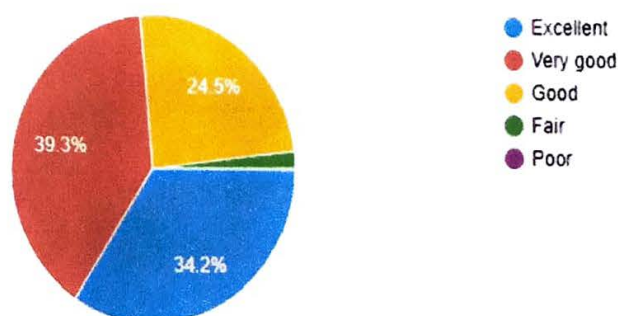
3. How well were the teachers able to communicate?

511 responses



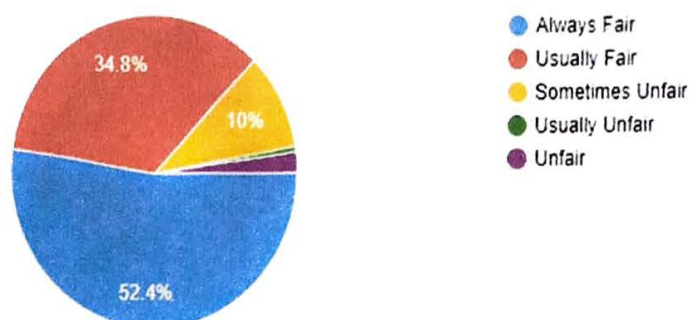
4. The teacher's approach to teaching can best be describe as

511 responses



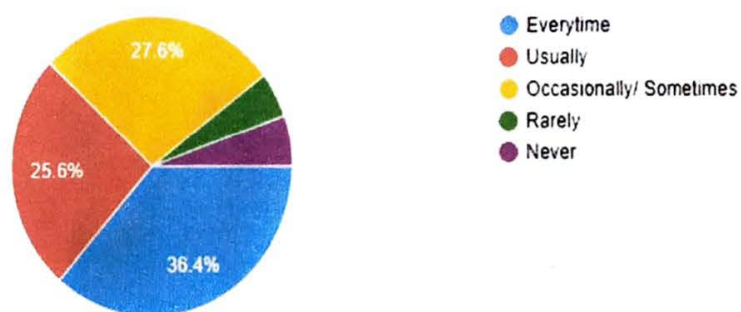
5. Fairness of the Internal Evaluation process by the teachers

511 responses



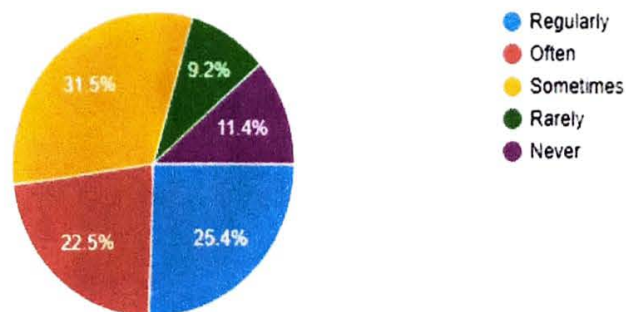
6. Was your performance in assignments discussed with you?

511 responses



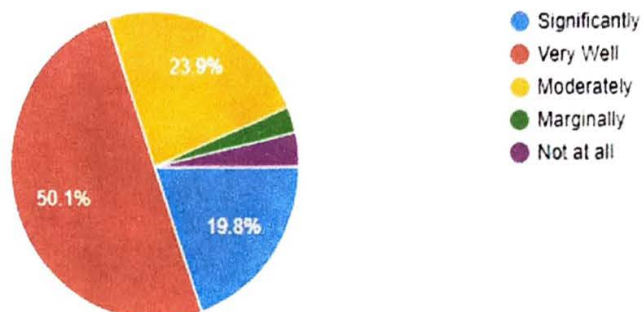
7. The institute takes active interest in promoting internship, student exchange, field visit opportunities for students.

511 responses



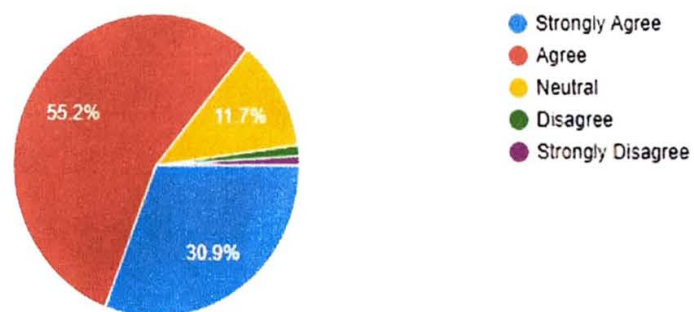
8. The teaching and mentoring process in your institution facilitates you in cognitive, social and emotional growth.

511 responses



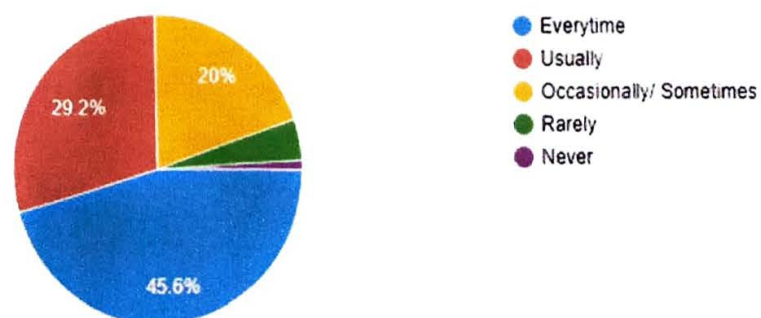
9. The institution provide multiple opportunities to learn and grow.

511 responses



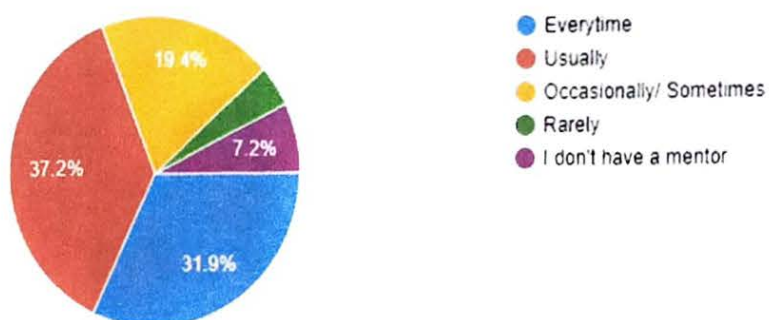
10. Teachers inform you about your expected competencies, course outcomes and programme outcomes.

511 responses



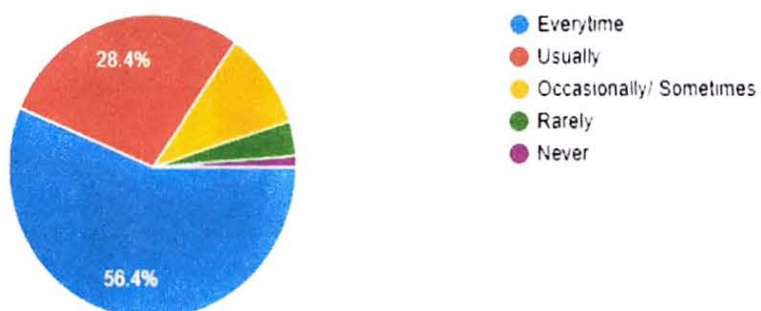
11. Your mentor does a necessary follow-up with an assigned task to you.

511 responses



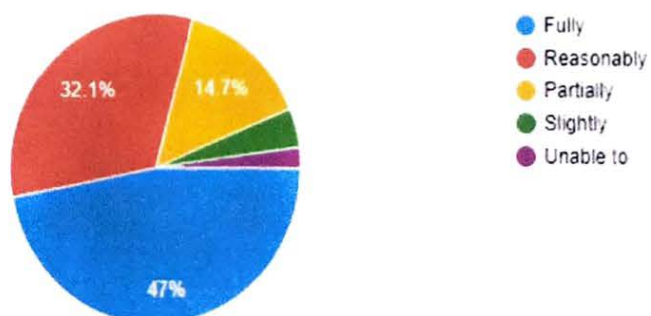
12. The teachers illustrate the concepts through examples and applications.

511 responses



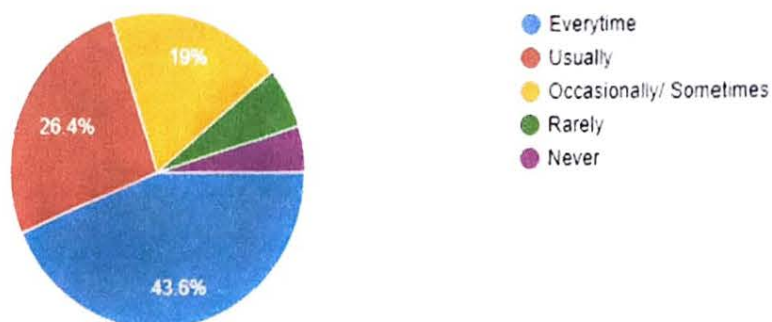
13. The teachers identify your strengths and encourage you with providing right level of challenges.

511 responses



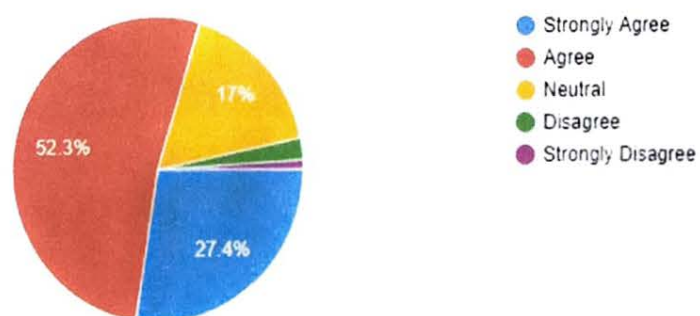
14. Teachers are able to identify your weaknesses and help you overcome them.

511 responses



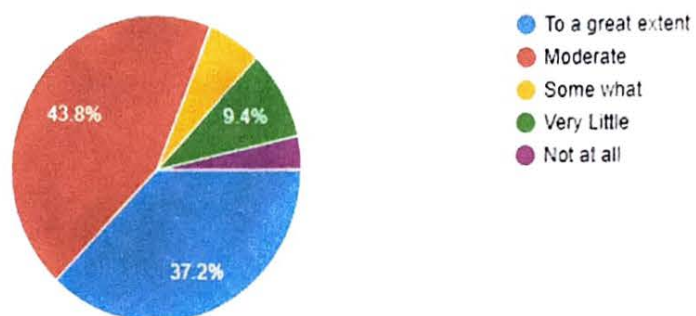
15. The institution makes effort to engage students in the monitoring, review and continuous quality improvement of the teaching learning process.

511 responses



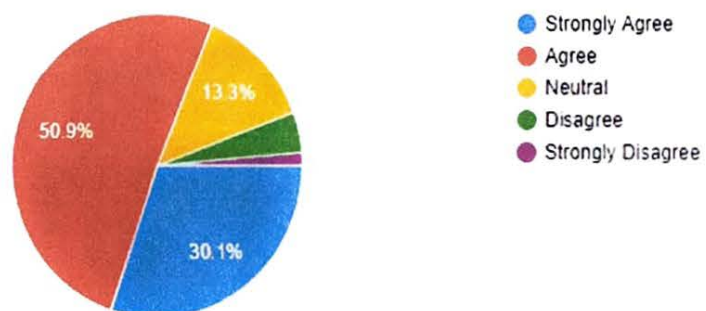
16. The institute / teachers use student centric methods, such as experiential learning, participative learning and problem solving methodologies for enhancing learning experiences.

511 responses



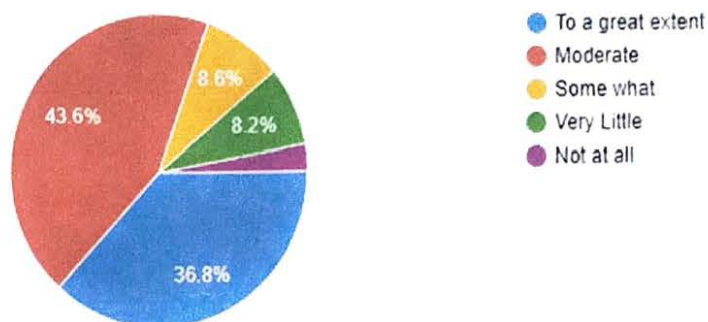
17. Teachers encourage you to participate in extracurricular activities.

511 responses



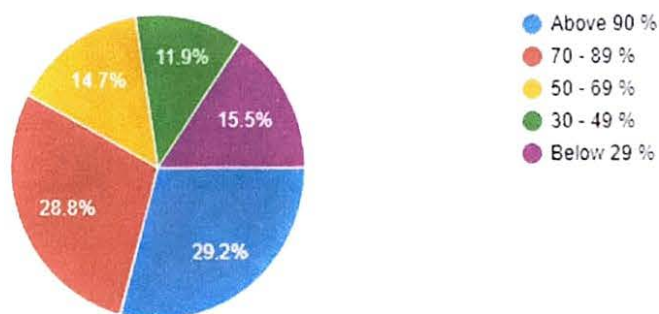
18. Efforts are made by the institute / teachers to inculcate soft skills, life skills and employability skills to make you ready for the world of work.

511 responses



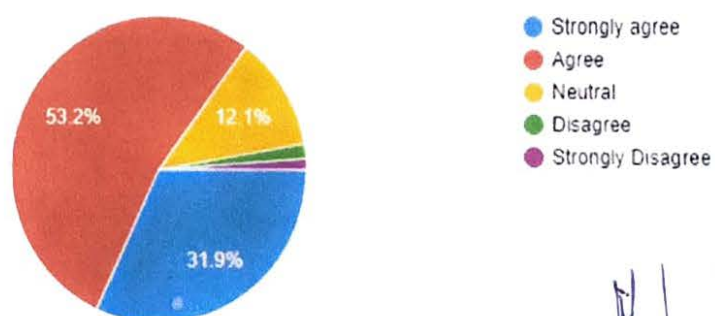
19. What percentage of teachers use ICT tools such as LCD projector, Multimedia, etc. while teaching.

511 responses



20. The overall quality of teaching - learning process in your institute is very good.

511 responses



[Signature]
Principal
Tura Govt. College, Tura.

Student Satisfaction Survey2021-2022

This is a survey of Tura Government College, Tura

Student Satisfaction Survey Teaching-Learning and Evaluation will help to upgrade the quality in Higher education. Students will have to respond to all the questions in the following format with his/her sincere effort and thought.

* Required



1. Name *

2. Gender *

Mark only one oval.

☐ Male

☐ Female

3. Course *

Mark only one oval.

☐ Bachelor of Arts

☐ Bachelor of Commerce

☐ Bachelor of Science

4. Semester *

Mark only one oval.

☐ I

☐ II

☐ III

☐ IV

☐ V

☐ VI

5. Honours *

Mark only one oval.

☐ English

☐ Garo

☐ Education

☐ Economics

☐ Political Science

☐ History

☐ Philosophy

☐ Geography

☐ Assamese

☐ Bengali

☐ Physics

☐ Chemistry

☐ Mathematics

☐ Zoology

☐ Botany

☐ Commerce

Following are questions for online student satisfaction survey regarding teaching learning process.

6. 1. How much of the syllabus was covered in class ? *

Mark only one oval.

- ☐ 85 to 100 %
- ☐ 70 to 84 %
- ☐ 55 to 69 %
- ☐ 30 to 54 %
- ☐ Below 30 %

7. 2. How well did the teachers prepare for the classes? *

Mark only one oval.

- ☐ Thoroughly
- ☐ Satisfactorily
- ☐ Poorly
- ☐ Indifferently
- ☐ Won't teach at all

8. 3. How well were the teachers able to communicate? *

Mark only one oval.

- ☐ Always Effective
- ☐ Sometimes Effective
- ☐ Just Satisfactorily
- ☐ Generally Ineffective
- ☐ Very Poor Communication

9. 4. The teacher's approach to teaching can best be describe as *

Mark only one oval.

- ☐ Excellent
- ☐ Very good
- ☐ Good
- ☐ Fair
- ☐ Poor

10. 5. Fairness of the Internal Evaluation process by the teachers *

Mark only one oval.

- ☐ Always Fair
- ☐ Usually Fair
- ☐ Sometimes Unfair
- ☐ Usually Unfair
- ☐ Unfair

11. 6. Was your performance in assignments discussed with you? *

Mark only one oval.

- ☐ Everytime
- ☐ Usually
- ☐ Occasionally/ Sometimes
- ☐ Rarely
- ☐ Never

12. 7. The institute takes active interest in promoting internship, student exchange, field visit opportunities for students. *

Mark only one oval.

- ☐ Regularly
- ☐ Often
- ☐ Sometimes
- ☐ Rarely
- ☐ Never

13. 8. The teaching and mentoring process in your institution facilitates you in cognitive, social and emotional growth. *

Mark only one oval.

- ☐ Significantly
- ☐ Very Well
- ☐ Moderately
- ☐ Marginally
- ☐ Not at all

14. 9. The institution provide multiple opportunities to learn and grow. *

Mark only one oval.

- ☐ Strongly Agree
- ☐ Agree
- ☐ Neutral
- ☐ Disagree
- ☐ Strongly Disagree

15. 10. Teachers inform you about your expected competencies, course outcomes and programme outcomes. *

Mark only one oval.

- ☐ Everytime
☐ Usually
☐ Occasionally/ Sometimes
☐ Rarely
☐ Never

16. 11. Your mentor does a necessary follow-up with an assigned task to you. *

Mark only one oval.

- ☐ Everytime
☐ Usually
☐ Occasionally/ Sometimes
☐ Rarely
☐ I don't have a mentor

17. 12. The teachers illustrate the concepts through examples and applications. *

Mark only one oval.

- ☐ Everytime
☐ Usually
☐ Occasionally/ Sometimes
☐ Rarely
☐ Never

18. 13. The teachers identify your strengths and encourage you with providing right level of challenges. *

Mark only one oval.

- ☐ Fully
- ☐ Reasonably
- ☐ Partially
- ☐ Slightly
- ☐ Unable to

19. 14. Teachers are able to identify your weaknesses and help you overcome them. *

Mark only one oval.

- ☐ Everytime
- ☐ Usually
- ☐ Occasionally/ Sometimes
- ☐ Rarely
- ☐ Never

20. 15. The institution makes effort to engage students in the monitoring, review and continuous quality improvement of the teaching learning process. *

Mark only one oval.

- ☐ Strongly Agree
- ☐ Agree
- ☐ Neutral
- ☐ Disagree
- ☐ Strongly Disagree

21. 16. The institute / teachers use student centric methods, such as experiential learning, participative learning and problem solving methodologies for enhancing learning experiences. *

Mark only one oval.

- ☐ To a great extent
- ☐ Moderate
- ☐ Some what
- ☐ Very Little
- ☐ Not at all

22. 17. Teachers encourage you to participate in extracurricular activities. *

Mark only one oval.

- ☐ Strongly Agree
- ☐ Agree
- ☐ Neutral
- ☐ Disagree
- ☐ Strongly Disagree

23. 18. Efforts are made by the institute / teachers to inculcate soft skills, life skills and employability skills to make you ready for the world of work. *

Mark only one oval.

- ☐ To a great extent
- ☐ Moderate
- ☐ Some what
- ☐ Very Little
- ☐ Not at all

24. 19. What percentage of teachers use ICT tools such as LCD projector, Multimedia, etc. while teaching. *

Mark only one oval.

- ☐ Above 90 %
- ☐ 70 - 89 %
- ☐ 50 - 69 %
- ☐ 30 - 49 %
- ☐ Below 29 %

25. 20. The overall quality of teaching - learning process in your institute is very good. *

Mark only one oval.

- ☐ Strongly agree
- ☐ Agree
- ☐ Neutral
- ☐ Disagree
- ☐ Strongly Disagree

26. 21. Give three observations / suggestions to improve the overall teaching - learning experience in your institution. *

This content is neither created nor endorsed by Google.

Google Forms